

Technical sheet :

SQUARE BALE FORKS



Technical characteristics







- 700 kg to 1700 kg / 3749 lb capacity.
- Holding tines (without tools) for road traffic.
- Holding upper frame, easy under roof operations.
- 2 tines, Ø 35 mm / 1 in, 950 mm / 37 in working length.
- 4 tines, Ø 45 mm / 2 in, 1010 mm / 40 in working length.

Customer benefits

- Efficient and economical square bale handling solution.
- Simultaneous handling of 1 or 4 square bales (height : 800 mm / 31 in).
- Good bale upholding.
- FB 950/700 : load backrest included for a better stability of the load.
- Attachment adapted to road traffic.

Capacities		FB 950 / 700 LB	FB 1900 / 1700
Capacity (kg)		700	1700
Weight			
Overall weight (kg)		86	215
Weight and dimensions			
Overall height (mm)	h17	952	2236
Overall length (mm)	l1	1277	1341
Forks length (mm)	l	950	1010
Forks spread (mm)	b5	953	600
Width (mm)		1127	1878
Working Parameters			
Required machine equipment		✕	✕
Teeth		2	4

Machines compatibility	FB 950 / 700 LB	FB 1900 / 1700
Reference number	52595597	790699
ALT950	-	X
MLA-T 533-145 V+ - ST5	-	X
MLT 420-60 H	X	-
MLT 625-75 H	-	X
MLT 625 e	-	X
MLT 630-115 (S1)	-	X
MLT 630-115 (S2)	-	X
MLT 630-115 V (S1)	-	X
MLT 630-115 V (S2)	-	X
MLT 630-115 V CP (S1)	-	X
MLT 630-115 V CP (S2)	-	X
MLT 635-130 PS+ (S1)	-	X
MLT 635-130 PS+ (S2)	-	X
MLT 635-140 V+ (S1)	-	X
MLT 635-140 V+ (S2)	-	X
MLT 730-115 V (S1)	-	X
MLT 730-115 V (S2)	-	X
MLT 730-115 V CP (S1)	-	X
MLT 730-115 V CP (S2)	-	X
MLT 733-115	-	X
MLT 733-115 (S2)	-	X
MLT 733-115 LSU (S1)	-	X
MLT 737-130 PS+ (S1)	-	X
MLT 738-130 PS+ (S1)	-	X
MLT 742-130 PS+ (S1)	-	X
MLT 742-140 V+ (S1)	-	X
MLT 841-145 PS+	-	X
MLT 850-145 V+	-	X
MLT 937-115 (S1)	-	X
MLT 940-140 V+ (S1)	-	X
MLT 940-140 V+ (S2)	-	X
MLT 961-160 V+ L	-	X
MLT 1041-145 PS+L	-	X
MLFX 625-75 H	-	X
MLFX 732	-	X
MLFX 735 T LSU	-	X
MLFX 738-130 PS+ (S1)	-	X
MLFX 741 T LSU	-	X
MLFX 841 - 145 PS+	-	X
MLFX 850-145 V+	-	X
MLFX 961-160 V+ L	-	X
MLFX 1041-145 PS+L	-	X
MLT 630-105 ST4 OLD	-	X
MLT 630-105 V CP ST4 OLD	-	X
MLT 630-105 V ST4 OLD	-	X
MLT 635-130 PS+ ST4 OLD	-	X
MLT 635-140 V+ ST4 OLD	-	X
MLT 730-115 V CP ST4 OLD	-	X
MLT 730-115 V ST4 OLD	-	X
MLT 733-115 LSU ST4 OLD	-	X
MLT 733-115 ST4 OLD	-	X
MLT 737-130 PS+ ST4 OLD	-	X
MLT 741-140 V+ ST4 OLD	-	X
MLT 840-145 PS+ OLD	-	X
MLT 940-140 V+ ST4 OLD	-	X
MLT 961-145 V+ L OLD	-	X
MLT 1040-145 PS+ L OLD	-	X
MLFX 737-130 PS+ OLD	-	X
MLFX 737-130 PS+ (S2) OLD	-	X
MLFX 741-140 V+ S1 OLD	-	X
MLFX 840-140 PS+ OLD	-	X
MLFX 961-145 V+ L OLD	-	X
MLFX 1040-140 PS+ L OLD	-	X

TABLE SYMBOL					
	No predisposition required		Hydraulic line		Return piping to hydraulic oil tank
	Electric predisposition		Platform predisposition		Tyre handler, cylinder handler predisposition



Head Office

B.P. 249 - 430 rue de l'Aubinière
44150 Ancenis Cedex - France

Tel: +33 (0)2 40 09 10 11 - Fax: +33 (0)2 40 09 10 97

www.manitou.com



This publication provides a description of the configuration versions and options for Manitou products, which may differ for equipment. The equipment presented in this brochure may be part of a series, as an option, or it may not be available, depending on the versions. Manitou reserves the right, at any time and without notice, to amend the specifications described and represented. The specifications provided do not bind the manufacturer. For more details, please contact your Manitou agent. This is not a contractually binding document. The presentation of the products is not contractually binding. List of specifications non-exhaustive. The logos as well as the visual identity of the company are owned by Manitou and cannot be used without authorisation. All rights reserved. The photos and diagrams contained in this brochure are only provided for consultation and information purposes.

MANITOU BF SA - Limited company with board of directors - Share capital: 39,668,399 euros - 857 802 508 RCS Nantes