

Technical sheet :

# TILTING FORKS CARRIAGE



## Customer benefits

- Efficient handling solution.
- Adapted to rough terrain.

## Technical characteristics

- Tilting forks.
- Forks compliant with FEM/ISO standard, forks' length according to model.
- Forks are not included in the PFB, order 2 forks (except for CAT 1020 / 1500 + 2 F 100x40x1200 & CAT 1260 / 5T + F 150x50x1200 reference).

[The 3D picture at the top of this page is the reference CAT 1020 / 1500 + 2 F 100x40x1200 - 52706271].







| Capacities                       |     | CAT 1020 / 1500 + 2 F 100x40x1200 | CAT 1260 / 5 T + F 150x50x1200 | PFB 20N 1020 | PFB 25N 1020 | PFB 25N 1260 | PFB 35N 1260 | PFB 35N 1470 | PFB 35N 1580 | PFB 45N 1260 | PFB 45N 1670 |
|----------------------------------|-----|-----------------------------------|--------------------------------|--------------|--------------|--------------|--------------|--------------|--------------|--------------|--------------|
| Capacity (kg)                    |     | 1500                              | 5000                           | 2000         | 2500         | 2500         | 3500         | 3500         | 3500         | 4500         | 4500         |
| <b>Weight</b>                    |     |                                   |                                |              |              |              |              |              |              |              |              |
| Overall weight (kg)              |     | 137                               | 406                            | 166          | 71           | 80           | 93           | 117          | 122          | 198          | 252          |
| <b>Weight and dimensions</b>     |     |                                   |                                |              |              |              |              |              |              |              |              |
| Overall height (mm)              | h17 | 695                               | 677                            | 582          | -            | -            | -            | -            | -            | -            | -            |
| Overall length (mm)              | l1  | 1372                              | 1497                           | -            | -            | -            | -            | -            | -            | -            | -            |
| Width (mm)                       |     | 1052                              | 1302                           | 1052         | 1026         | 1302         | 1302         | 1512         | 1622         | 1286         | 1696         |
| <b>Working Parameters</b>        |     |                                   |                                |              |              |              |              |              |              |              |              |
| Machine Equipment                |     | ✗                                 | ✗                              | ✗            | ✗            | ✗            | ✗            | ✗            | ✗            | ✗            | ✗            |
| Fork spread minimum (mm)         | b5  | 201                               | 306                            | 216          | -            | -            | -            | -            | -            | -            | -            |
| Maximum forks spread (mm)        | b5  | 965                               | 1150                           | 980          | -            | -            | -            | -            | -            | -            | -            |
| <b>Available fork dimensions</b> |     |                                   |                                |              |              |              |              |              |              |              |              |
| 100 x 40 x 1200                  |     | 53016603                          |                                | 415691       |              |              |              |              |              |              |              |
| 125 x 45 x 1200                  |     |                                   |                                |              | 415835       |              | 415618       |              |              |              |              |
| 125 x 50 x 1200                  |     |                                   |                                |              |              |              |              |              |              | 415652       |              |
| 150 x 50 x 1200                  |     |                                   | 578097                         |              |              |              |              |              |              |              |              |

| Machines compatibility        |          | CAT 1020 / 1500 + 2 F 100x40x1200 | CAT 1260 / 5 T + F 150x50x1200 | PFB 20N 1020 | PFB 25N 1020 | PFB 25N 1260 | PFB 35N 1260 | PFB 35N 1470 | PFB 35N 1580 | PFB 45N 1260 | PFB 45N 1670 |
|-------------------------------|----------|-----------------------------------|--------------------------------|--------------|--------------|--------------|--------------|--------------|--------------|--------------|--------------|
| Reference number              | -        | 52735505                          | 52000814                       | 571958       | 571959       | 653744       | 653745       | 653746       | 654407       | 653747       |              |
| Skid Steer Carriage reference | -        | -                                 | -                              | 52000825     | -            | -            | -            | -            | -            | -            |              |
| All-Tach®                     | 52706271 | -                                 | -                              | -            | -            | -            | -            | -            | -            | -            |              |
| 4 point Carriage              | 52723636 | -                                 | -                              | -            | -            | -            | -            | -            | -            | -            |              |
| Euro Carriage                 | 52723637 | -                                 | -                              | -            | -            | -            | -            | -            | -            | -            |              |
| ALT950                        | -        | -                                 | -                              | -            | -            | -            | X            | -            | -            | -            |              |
| GCT 3-14                      | X        | -                                 | -                              | -            | -            | -            | -            | -            | -            | -            |              |
| GCT 3-14 +                    | X        | -                                 | -                              | -            | -            | -            | -            | -            | -            | -            |              |
| MLA-T 533-145 V+ - ST5        | -        | -                                 | -                              | -            | -            | -            | X            | -            | -            | -            |              |
| MLT 420-60 H                  | -        | -                                 | X                              | -            | -            | -            | -            | -            | -            | -            |              |
| MLT 625-75 H                  | -        | -                                 | -                              | X            | X            | -            | -            | -            | -            | -            |              |
| MLT 630-115                   | -        | -                                 | -                              | -            | -            | -            | -            | X            | X            | -            |              |
| MLT 630-115 V                 | -        | -                                 | -                              | -            | -            | -            | X            | X            | X            | -            |              |
| MLT 630-115 V CP              | -        | -                                 | -                              | -            | -            | -            | X            | X            | X            | -            |              |
| MLT 635-130 PS+               | -        | -                                 | -                              | -            | -            | -            | X            | X            | X            | -            |              |
| MLT 635-140 V+                | -        | -                                 | -                              | -            | -            | -            | X            | X            | X            | -            |              |
| MLT 730-115 V                 | -        | -                                 | -                              | -            | -            | -            | X            | X            | X            | -            |              |
| MLT 730-115 V CP              | -        | -                                 | -                              | -            | -            | -            | X            | X            | X            | -            |              |
| MLT 733-115 LSU               | -        | -                                 | -                              | -            | -            | -            | X            | X            | X            | -            |              |
| MLT 737-130 PS+               | -        | -                                 | -                              | -            | -            | -            | -            | -            | -            | -            |              |
| MLT 741-130 PS+               | -        | -                                 | -                              | -            | -            | -            | -            | -            | -            | X            |              |
| MLT 741-140 V+                | -        | -                                 | -                              | -            | -            | -            | -            | -            | -            | X            |              |
| MLT 841-145 PS+               | -        | -                                 | -                              | -            | -            | -            | -            | -            | -            | X            |              |
| MLT 850-145 V+                | -        | X                                 | -                              | -            | -            | -            | -            | -            | -            | -            |              |
| MLT 940-140 V+                | -        | -                                 | -                              | -            | -            | -            | -            | -            | -            | -            |              |
| MLT 1041-145 PS+L             | -        | -                                 | -                              | -            | -            | -            | -            | -            | -            | X            |              |
| MLFX 625-75 H                 | -        | -                                 | -                              | X            | X            | -            | -            | -            | -            | -            |              |
| MLFX 732                      | -        | -                                 | -                              | -            | -            | -            | X            | -            | -            | -            |              |
| MLFX 735 T LSU                | -        | -                                 | -                              | -            | -            | -            | X            | X            | X            | -            |              |
| MLFX 737-130 PS+              | -        | -                                 | -                              | -            | -            | -            | -            | -            | -            | -            |              |
| MLFX 741 T LSU                | -        | -                                 | -                              | -            | -            | -            | -            | -            | -            | X            |              |
| MLFX 841 - 145 PS+            | -        | -                                 | -                              | -            | -            | -            | -            | -            | -            | X            |              |
| MLFX 850-145 V+               | -        | X                                 | -                              | -            | -            | -            | -            | -            | -            | -            |              |
| MLFX 1035 LT LSU              | -        | -                                 | -                              | -            | -            | -            | X            | X            | X            | -            |              |
| MLFX 1041-145 PS+L            | -        | -                                 | -                              | -            | -            | -            | -            | -            | -            | X            |              |
| MT 420 H                      | -        | -                                 | X                              | -            | -            | -            | -            | -            | -            | -            |              |
| MT 625 H                      | -        | -                                 | -                              | X            | X            | -            | -            | -            | -            | -            |              |
| MT 625 H Comfort              | -        | -                                 | -                              | X            | X            | -            | -            | -            | -            | -            |              |
| MT 625 HA                     | -        | -                                 | -                              | X            | X            | -            | -            | -            | -            | -            |              |
| MT 735 75D ST5                | -        | -                                 | -                              | -            | -            | -            | X            | X            | X            | -            |              |
| MT 935 75D ST5                | -        | -                                 | -                              | -            | -            | -            | X            | X            | X            | -            |              |
| MT 1135 75 D                  | -        | -                                 | -                              | -            | -            | -            | X            | X            | X            | -            |              |
| MT 1135 H 100D                | -        | -                                 | -                              | -            | -            | -            | X            | X            | X            | -            |              |
| MT 1335 75D ST5               | -        | -                                 | -                              | -            | -            | -            | X            | X            | X            | -            |              |
| MT 1335 100D ST5              | -        | -                                 | -                              | -            | -            | -            | X            | X            | X            | -            |              |
| MT 1335 H 75D ST5             | -        | -                                 | -                              | -            | -            | -            | X            | X            | X            | -            |              |
| MT 1335 H 100D ST5            | -        | -                                 | -                              | -            | -            | -            | X            | X            | X            | -            |              |
| MT 1440 A ST5                 | -        | -                                 | -                              | -            | -            | -            | -            | -            | -            | X            |              |
| MT 1440 easy ST5              | -        | -                                 | -                              | -            | -            | -            | -            | -            | -            | X            |              |
| MT 1440 HA ST5                | -        | -                                 | -                              | -            | -            | -            | -            | -            | -            | X            |              |
| MT 1440 ST5                   | -        | -                                 | -                              | -            | -            | -            | -            | -            | -            | X            |              |
| MT 1840 A 100D ST5 S1         | -        | -                                 | -                              | -            | -            | -            | -            | -            | -            | X            |              |
| MT 1840 easy ST5              | -        | -                                 | -                              | -            | -            | -            | -            | -            | -            | X            |              |
| MT 1840 HA                    | -        | -                                 | -                              | -            | -            | -            | -            | -            | -            | X            |              |
| MT 1840 ST5                   | -        | -                                 | -                              | -            | -            | -            | -            | -            | -            | X            |              |
| MTX 420 H                     | -        | -                                 | X                              | -            | -            | -            | -            | -            | -            | -            |              |
| MTX 733 Mining                | -        | -                                 | -                              | -            | -            | -            | X            | X            | X            | -            |              |
| MTX 735                       | -        | -                                 | -                              | -            | -            | -            | X            | X            | X            | -            |              |
| MTX 1033 Mining               | -        | -                                 | -                              | -            | -            | -            | X            | X            | X            | -            |              |



| Capacities                       |     | PFB 4SN 2000 | PFB 75MT 1750 | PFB 75MT 2000 | PFB FEM4 1200 |
|----------------------------------|-----|--------------|---------------|---------------|---------------|
| Capacity (kg)                    |     | 4500         | 7500          | 7500          | 6000          |
| <b>Weight</b>                    |     |              |               |               |               |
| Overall weight (kg)              |     | 295          | -             | -             | -             |
| <b>Weight and dimensions</b>     |     |              |               |               |               |
| Overall height (mm)              | h17 | -            | -             | -             | -             |
| Overall length (mm)              | l1  | -            | -             | -             | -             |
| Width (mm)                       |     | 2026         | 1834          | 2084          | 1200          |
| <b>Working Parameters</b>        |     |              |               |               |               |
| Machine Equipment                |     | ✗            | ✗             | ✗             | ✗             |
| Fork spread minimum (mm)         | b5  | -            | -             | -             | -             |
| Maximum forks spread (mm)        | b5  | -            | -             | -             | -             |
| <b>Available fork dimensions</b> |     |              |               |               |               |
| 125 x 50 x 1200                  |     | 615652       |               |               |               |
| 200 x 60 x 1200                  |     |              |               |               | 513110        |

| Machines compatibility         | PFB 4SN 2000 | PFB 75MT 1750 | PFB 75MT 2000 | PFB FEM4 1200 |
|--------------------------------|--------------|---------------|---------------|---------------|
| Reference number               | 653748       | 504107        | 527216        | 732330        |
| Skid Steer Camiage reference   | -            | -             | -             | -             |
| All-Tach®                      | -            | -             | -             | -             |
| 4 point Camiage                | -            | -             | -             | -             |
| Euro Camiage                   | -            | -             | -             | -             |
| MLT 737-130 PS+                | X            | -             | -             | -             |
| MLT 741-130 PS+                | X            | -             | -             | -             |
| MLT 741-140 V+                 | X            | -             | -             | -             |
| MLT 940-140 V+                 | X            | -             | -             | -             |
| MLT 961-160 V+ L               | -            | X             | X             | X             |
| MLFX 737-130 PS+               | X            | -             | -             | -             |
| MLFX 961-160 V+ L              | -            | X             | X             | X             |
| MT 1440 A ST5                  | X            | -             | -             | -             |
| MT 1440 easy ST5               | X            | -             | -             | -             |
| MT 1440 HA ST5                 | X            | -             | -             | -             |
| MT 1440 ST5                    | X            | -             | -             | -             |
| MT 1840 A 100D ST5 S1          | X            | -             | -             | -             |
| MT 1840 easy ST5               | X            | -             | -             | -             |
| MT 1840 HA                     | X            | -             | -             | -             |
| MT 1840 ST5                    | X            | -             | -             | -             |
| MTFX 1440                      | X            | -             | -             | -             |
| MTFX 1440 A                    | X            | -             | -             | -             |
| MTFX 1840                      | X            | -             | -             | -             |
| MTFX 1840 A                    | X            | -             | -             | -             |
| MLT 737-130 PS+ ST4 <b>OLD</b> | X            | -             | -             | -             |
| MLT 741-140 V+ ST4 <b>OLD</b>  | X            | -             | -             | -             |
| MLT 845-100 H <b>OLD</b>       | X            | -             | -             | -             |
| MLT 845-120 <b>OLD</b>         | X            | -             | -             | -             |
| MLT 940-140 V+ ST4 <b>OLD</b>  | X            | -             | -             | -             |
| MLT 961-145 V+ L <b>OLD</b>    | -            | X             | X             | X             |
| MLFX 737-130 PS+ <b>OLD</b>    | X            | -             | -             | -             |
| MLFX 741-140 V+ S1 <b>OLD</b>  | X            | -             | -             | -             |
| MLFX 845-120 <b>OLD</b>        | X            | -             | -             | -             |
| MLFX 845-120 H <b>OLD</b>      | X            | -             | -             | -             |
| MLFX 961-145 V+ L <b>OLD</b>   | -            | X             | X             | X             |
| MT 1440 <b>OLD</b>             | X            | -             | -             | -             |
| MT 1840 <b>OLD</b>             | X            | -             | -             | -             |
| MT 1840 HA <b>OLD</b>          | X            | -             | -             | -             |

| TABLE SYMBOL  |                            |   |                         |   |   |
|---|----------------------------|---|-------------------------|---|---|
|  | No predisposition required |  | Hydraulic line          |  | Return piping to hydraulic oil tank           |
|  | Electric predisposition    |  | Platform predisposition |  | Tyre handler, cylinder handler predisposition |



**Head Office**

B.P. 249 - 430 rue de l'Aubinière

44150 Ancenis Cedex - France

Tel: +33 (0)2 40 09 10 11 - Fax: +33 (0)2 40 09 10 97

[www.manitou.com](http://www.manitou.com)



This publication provides a description of the configuration versions and options for Manitou products, which may differ for equipment. The equipment presented in this brochure may be part of a series, as an option, or it may not be available, depending on the versions. Manitou reserves the right, at any time and without notice, to amend the specifications described and represented. The specifications provided do not bind the manufacturer. For more details, please contact your Manitou agent. This is not a contractually binding document. The presentation of the products is not contractually binding. List of specifications non-exhaustive. The logos as well as the visual identity of the company are owned by Manitou and cannot be used without authorisation. All rights reserved. The photos and diagrams contained in this brochure are only provided for consultation and information purposes.

MANITOU BF SA - Limited company with board of directors - Share capital: 39,668,399 euros - 857 802 508 RCS Nantes