

Technical sheet :

# TILTING FORKS CARRIAGE



## Technical characteristics

- Tilting forks.
- Forks compliant with FEM/ISO standard, forks' length according to model.
- Forks are not included in the PFB, order 2 forks (except for CAT 1020 / 1500 + 2 F 100x40x1200 & CAT 1260 / 5T + F 150x50x1200 reference).

[The 3D picture at the top of this page is the reference CAT 1020 / 1500 + 2 F 100x40x1200 - 52706271].

## Customer benefits

- Efficient handling solution.
- Adapted to rough terrain.







Capacities		CAT 1020 / 1500 + 2 F 100x40x1200	CAT 1260 / 5 T + F 150x50x1200	PFB 20N 1020	PFB 25N 1020	PFB 25N 1260	PFB 35N 1260	PFB 35N 1470	PFB 35N 1580	PFB 45N 1260	PFB 45N 1670
Capacity (kg)		1500	5000	2000	2500	2500	3500	3500	3500	4500	4500
<b>Weight</b>											
Overall weight (kg)		137	406	166	71	80	93	117	122	198	252
<b>Weight and dimensions</b>											
Overall height (mm)	h17	695	677	582	-	-	-	-	-	-	-
Overall length (mm)	l1	1372	1497	-	-	-	-	-	-	-	-
Width (mm)		1052	1302	1052	1026	1302	1302	1512	1622	1286	1696
<b>Working Parameters</b>											
Required machine equipment		×	×	×	×	×	×	×	×	×	×
Minimum forks spread (mm)	b5	201	306	216	-	-	-	-	-	-	-
Maximum forks spread (mm)	b5	965	1150	980	-	-	-	-	-	-	-
<b>Available fork dimensions</b>											
100 x 40 x 1200		53016603		415691							
125 x 45 x 1200					415835		415618				
125 x 50 x 1200										415652	
150 x 50 x 1200			578097								

Machines compatibility		CAT 1020 / 1500 + 2 F 100x40x1200	CAT 1260 / 5 T + F 150x50x1200	PFB 20N 1020	PFB 25N 1020	PFB 25N 1260	PFB 35N 1260	PFB 35N 1470	PFB 35N 1580	PFB 45N 1260	PFB 45N 1670
Reference number	-	52735505	52000814	571958	571959	653744	653745	653746	654407	653747	
Skid Steer Carriage reference	-	-	-	52000825	-	-	-	-	-	-	-
All-Tach®	52706271	-	-	-	-	-	-	-	-	-	-
4 point Carriage	52723636	-	-	-	-	-	-	-	-	-	-
Euro Carriage	52723637	-	-	-	-	-	-	-	-	-	-
ALT950	-	-	-	-	-	-	X	-	-	-	-
GCT 3-14	X	-	-	-	-	-	-	-	-	-	-
GCT 3-14 +	X	-	-	-	-	-	-	-	-	-	-
MLA-T 533-145 V+ - ST5	-	-	-	-	-	-	X	-	-	-	-
MLT 420-60 H	-	-	X	-	-	-	-	-	-	-	-
MLT 625-75 H	-	-	-	X	X	-	-	-	-	-	-
MLT 630-115 (S1)	-	-	-	-	-	-	X	X	X	-	-
MLT 630-115 (S2)	-	-	-	-	-	-	X	X	X	-	-
MLT 630-115 V (S1)	-	-	-	-	-	-	X	X	X	-	-
MLT 630-115 V (S2)	-	-	-	-	-	-	X	X	X	-	-
MLT 630-115 V CP (S1)	-	-	-	-	-	-	X	X	X	-	-
MLT 630-115 V CP (S2)	-	-	-	-	-	-	X	X	X	-	-
MLT 635-130 PS+ (S1)	-	-	-	-	-	-	X	X	X	-	-
MLT 635-130 PS+ (S2)	-	-	-	-	-	-	X	X	X	-	-
MLT 635-140 V+ (S1)	-	-	-	-	-	-	X	X	X	-	-
MLT 635-140 V+ (S2)	-	-	-	-	-	-	X	X	X	-	-
MLT 730-115 V (S1)	-	-	-	-	-	-	X	X	X	-	-
MLT 730-115 V (S2)	-	-	-	-	-	-	X	X	X	-	-
MLT 730-115 V CP (S1)	-	-	-	-	-	-	X	X	X	-	-
MLT 730-115 V CP (S2)	-	-	-	-	-	-	X	X	X	-	-
MLT 733-115	-	-	-	-	-	-	X	X	X	-	-
MLT 733-115 (S2)	-	-	-	-	-	-	X	X	X	-	-
MLT 733-115 LSU (S1)	-	-	-	-	-	-	X	X	X	-	-
MLT 737-130 PS+ (S1)	-	-	-	-	-	-	-	-	-	-	X
MLT 738-130 PS+ (S1)	-	-	-	-	-	-	-	-	-	X	X
MLT 741-130 PS+ (S1)	-	-	-	-	-	-	-	-	-	X	X
MLT 741-140 V+ (S1)	-	-	-	-	-	-	-	-	-	X	X
MLT 742-130 PS+ (S1)	-	-	-	-	-	-	-	-	-	X	X
MLT 742-140 V+ (S1)	-	-	-	-	-	-	-	-	-	X	X
MLT 841-145 PS+	-	-	-	-	-	-	-	-	-	X	X
MLT 850-145 V+	-	X	-	-	-	-	-	-	-	-	-
MLT 937-115 (S1)	-	-	-	-	-	-	-	-	-	X	X
MLT 940-140 V+ (S1)	-	-	-	-	-	-	-	-	-	-	X
MLT 940-140 V+ (S2)	-	-	-	-	-	-	-	-	-	X	X
MLT 1041-145 PS+L	-	-	-	-	-	-	-	-	-	X	X
MLFX 625-75 H	-	-	-	X	X	-	-	-	-	-	-
MLFX 732	-	-	-	-	-	-	X	-	-	-	-
MLFX 735 T LSU	-	-	-	-	-	-	X	X	X	-	-
MLFX 738-130 PS+ (S1)	-	-	-	-	-	-	-	-	-	X	X
MLFX 741 T LSU	-	-	-	-	-	-	-	-	-	X	X
MLFX 841 - 145 PS+	-	-	-	-	-	-	-	-	-	X	X
MLFX 850-145 V+	-	X	-	-	-	-	-	-	-	-	-
MLFX 1041-145 PS+L	-	-	-	-	-	-	-	-	-	X	X
MT 420 H	-	-	X	-	-	-	-	-	-	-	-
MT 625 H	-	-	-	X	X	-	-	-	-	-	-
MT 625 H Comfort	-	-	-	X	X	-	-	-	-	-	-
MT 625 HA	-	-	-	X	X	-	-	-	-	-	-
MT 735 75D ST5	-	-	-	-	-	-	X	X	X	-	-
MT 935 75D ST5	-	-	-	-	-	-	X	X	X	-	-
MT 1135 75 D	-	-	-	-	-	-	X	X	X	-	-
MT 1135	-	-	-	-	-	-	X	X	-	-	-
MT 1135 H 100D	-	-	-	-	-	-	X	X	X	-	-
MT 1335 75D ST5	-	-	-	-	-	-	X	X	X	-	-
MT 1335 100D ST5	-	-	-	-	-	-	X	X	X	-	-



Capacities		PFB 4SN 2000	PFB 75MT 1750	PFB 75MT 2000	PFB FEM4 1200
Capacity (kg)		4500	7500	7500	6000
<b>Weight</b>					
Overall weight (kg)		295	-	-	-
<b>Weight and dimensions</b>					
Overall height (mm)	h17	-	-	-	-
Overall length (mm)	l1	-	-	-	-
Width (mm)		2026	1834	2084	1200
<b>Working Parameters</b>					
Required machine equipment		✗	✗	✗	✗
Minimum forks spread (mm)	b5	-	-	-	-
Maximum forks spread (mm)	b5	-	-	-	-
<b>Available fork dimensions</b>					
125 x 50 x 1200		615652			
200 x 60 x 1200					513110

Machines compatibility	PFB 4SN 2000	PFB 75MT 1750	PFB 75MT 2000	PFB FEM4 1200
Reference number	653748	504107	527216	732330
Skid Steer Carriage reference	-	-	-	-
All-Tach®	-	-	-	-
4 point Carriage	-	-	-	-
Euro Carriage	-	-	-	-
MLT 737-130 PS+ (S1)	X	-	-	-
MLT 738-130 PS+ (S1)	X	-	-	-
MLT 741-130 PS+ (S1)	X	-	-	-
MLT 741-140 V+ (S1)	X	-	-	-
MLT 742-130 PS+ (S1)	X	-	-	-
MLT 742-140 V+ (S1)	X	-	-	-
MLT 937-115 (S1)	X	-	-	-
MLT 940-140 V+ (S1)	X	-	-	-
MLT 940-140 V+ (S2)	X	-	-	-
MLT 961-160 V+ L	-	X	X	X
MLTX 738-130 PS+ (S1)	X	-	-	-
MLTX 961-160 V+ L	-	X	X	X
MT 1440	X	-	-	-
MT 1440 e	X	-	-	-
MT 1440 easy ST5	X	-	-	-
MT 1440 ST5	X	-	-	-
MT 1840	X	-	-	-
MT 1840 e	X	-	-	-
MT 1840 easy ST5	X	-	-	-
MT 1840 ST5	X	-	-	-
MTX 1440	X	-	-	-
MTX 1840	X	-	-	-
MLT 737-130 PS+ ST4 <b>OLD</b>	X	-	-	-
MLT 741-140 V+ ST4 <b>OLD</b>	X	-	-	-
MLT 845-100 H <b>OLD</b>	X	-	-	-
MLT 845-120 <b>OLD</b>	X	-	-	-
MLT 940-140 V+ ST4 <b>OLD</b>	X	-	-	-
MLT 961-145 V+ L <b>OLD</b>	-	X	X	X
MLTX 737-130 PS+ <b>OLD</b>	X	-	-	-
MLTX 737-130 PS+ (S2) <b>OLD</b>	X	-	-	-
MLTX 741-140 V+ S1 <b>OLD</b>	X	-	-	-
MLTX 845-120 <b>OLD</b>	X	-	-	-
MLTX 845-120 H <b>OLD</b>	X	-	-	-
MLTX 961-145 V+ L <b>OLD</b>	-	X	X	X
MT 1440 A ST5 <b>OLD</b>	X	-	-	-
MT 1440 HA ST5 <b>OLD</b>	X	-	-	-
MT 1840 A ST5 S1 <b>OLD</b>	X	-	-	-
MT 1840 HA ST4 <b>OLD</b>	X	-	-	-
MT 1840 HA ST5 S1 <b>OLD</b>	X	-	-	-
MTX 1440 A <b>OLD</b>	X	-	-	-
MTX 1840 A <b>OLD</b>	X	-	-	-

TABLE SYMBOL					
	No predisposition required		Hydraulic line		Return piping to hydraulic oil tank
	Electric predisposition		Platform predisposition		Tyre handler, cylinder handler predisposition



**Head Office**

B.P. 249 - 430 rue de l'Aubinière  
44150 Ancenis Cedex - France

Tel: +33 (0)2 40 09 10 11 - Fax: +33 (0)2 40 09 10 97

[www.manitou.com](http://www.manitou.com)



This publication provides a description of the configuration versions and options for Manitou products, which may differ for equipment. The equipment presented in this brochure may be part of a series, as an option, or it may not be available, depending on the versions. Manitou reserves the right, at any time and without notice, to amend the specifications described and represented. The specifications provided do not bind the manufacturer. For more details, please contact your Manitou agent. This is not a contractually binding document. The presentation of the products is not contractually binding. List of specifications non-exhaustive. The logos as well as the visual identity of the company are owned by Manitou and cannot be used without authorisation. All rights reserved. The photos and diagrams contained in this brochure are only provided for consultation and information purposes.

MANITOU BF SA - Limited company with board of directors - Share capital: 39,668,399 euros - 857 802 508 RCS Nantes