

Technical sheet :

ENVIRONMENT GRAB BUCKET







Technical characteristics

- Strong welded teeth.
- Handling bulk materials with a density $\leq 1000 \text{ kg/m}^3$ / 62 lb/ft³.
- 500 HB bolted cutting edge.
- Additional welded plate on grab's teeth (WB: Welded Blade reference).
- Additional cutting blade, for paper applications, on grab's teeth (WBP: Welded Blade Paper reference).

[The 3D picture at the top of this page is the reference CBG 2450 / 1600 EN - 52000563].

Customer benefits

- Allows a massive work output in waste handling.
- Ideal attachment for the handling of bulk materials (paper, crushed green waste, etc.).
- Perfect for work on concrete, asphalt etc.
- Reinforced bucket for intensive waste applications.

Technical characteristics		CBG 2450 / 1600 EN	CBG 2450 / 1600 EN WB	CBG 2480 / 2200 EN	CBG 2480 / 2200 EN WBP
Distance to center of gravity (mm)		-	609	652	652
Capacities					
Capacity (kg)		1568	1568	2200	2200
Heaped capacity (l)		1568	1568	2200	2200
Struck capacity (l)		1262	1262	1500	1500
Weight					
Overall weight (kg)		926	947	1300	1340
Weight and dimensions					
Overall length (mm)	l1	1259	1259	1545	1545
Width (mm)		2450	2450	2480	2480
Opened grapple height (mm)	h34	1868	1868	2390	2390
Working Parameters					
Required machine equipment					
Teeth		10	10	5	5
Other Data for Attachments					
Bolted wearplate (LDR)		Standard	Standard	Standard	Standard
Wear plate hardness		500	500	500	500

Machines compatibility	CBG 2450 / 1600 EN	CBG 2450 / 1600 EN WB	CBG 2480 / 2200 EN	CBG 2480 / 2200 EN WBP
Reference number	52000563	52000766	790657	52704532
ALT950	X	-	-	-
MHT 790 Mining ST5	-	-	X	-
MHT 790 ST5	-	-	X	-
MHT-X 790 ST3A	-	-	X	-
MLA-T 533-145 V+ - ST5	X	-	-	-
MLT 635-130 PS+ (S1)	X	X	-	-
MLT 635-130 PS+ (S2)	X	X	-	-
MLT 635-140 V+ (S1)	X	X	-	-
MLT 635-140 V+ (S2)	X	X	-	-
MLT 733-115	X	X	-	-
MLT 733-115 (S2)	X	X	-	-
MLT 733-115 LSU (S1)	X	X	-	-
MLT 737-130 PS+ (S1)	X	X	-	-
MLT 738-130 PS+ (S1)	X	X	-	-
MLT 741-130 PS+ (S1)	X	X	-	-
MLT 741-140 V+ (S1)	X	X	-	-
MLT 742-130 PS+ (S1)	X	X	-	-
MLT 742-140 V+ (S1)	X	X	-	-
MLT 841-145 PS+	X	X	-	-
MLT 850-145 V+	X	-	X	X
MLT 937-115 (S1)	X	X	-	-
MLT 940-140 V+ (S1)	X	X	-	-
MLT 940-140 V+ (S2)	X	X	-	-
MLT 961-160 V+ L	-	-	X	X
MLT 1041-145 PS+L	X	X	-	-
MLT-X 738-130 PS+ (S1)	X	X	-	-
MLT-X 741 T LSU	X	-	-	-
MLT-X 841 - 145 PS+	X	X	-	-
MLT-X 850-145 V+	X	-	X	X
MLT-X 961-160 V+ L	-	-	X	X
MLT-X 1041-145 PS+L	X	X	-	-
MHT 790 OLD	-	-	-	X
MHT-X 790 OLD	-	-	X	X
MHT-X 790 Mining OLD	-	-	X	-
MLT 635-130 PS+ ST4 OLD	X	X	-	-
MLT 635-140 V+ ST4 OLD	X	-	-	-
MLT 733-115 LSU ST4 OLD	X	X	-	-
MLT 733-115 ST4 OLD	X	X	-	-
MLT 737-130 PS+ ST4 OLD	X	X	-	-
MLT 741-140 V+ ST4 OLD	X	X	-	-
MLT 840-145 PS+ OLD	X	-	-	-
MLT 845-100 H OLD	-	X	-	-
MLT 845-120 OLD	-	X	-	-
MLT 961-145 V+ L OLD	-	-	X	-
MLT-X 737-130 PS+ OLD	X	X	-	-
MLT-X 737-130 PS+ (S2) OLD	X	X	-	-
MLT-X 741-140 V+ S1 OLD	X	X	-	-
MLT-X 840-140 PS+ OLD	X	-	-	-
MLT-X 845-120 OLD	X	X	-	-
MLT-X 845-120 H OLD	X	X	-	-
MLT-X 961-145 V+ L OLD	-	-	X	-







TABLE SYMBOL					
	No predisposition required		Hydraulic line		Return piping to hydraulic oil tank

TABLE SYMBOL

	Electric predisposition		Platform predisposition		Tyre handler, cylinder handler predisposition
--	-------------------------	--	-------------------------	--	---



Head Office

B.P. 249 - 430 rue de l'Aubinière
44150 Ancenis Cedex - France

Tel: +33 (0)2 40 09 10 11 - Fax: +33 (0)2 40 09 10 97

www.manitou.com



This publication provides a description of the configuration versions and options for Manitou products, which may differ for equipment. The equipment presented in this brochure may be part of a series, as an option, or it may not be available, depending on the versions. Manitou reserves the right, at any time and without notice, to amend the specifications described and represented. The specifications provided do not bind the manufacturer. For more details, please contact your Manitou agent. This is not a contractually binding document. The presentation of the products is not contractually binding. List of specifications non-exhaustive. The logos as well as the visual identity of the company are owned by Manitou and cannot be used without authorisation. All rights reserved. The photos and diagrams contained in this brochure are only provided for consultation and information purposes.

MANITOU BF SA - Limited company with board of directors - Share capital: 39,668,399 euros - 857 802 508 RCS Nantes