

Technical sheet :

# SUGAR BEET BUCKET



## Customer benefits

- Perfectly adapted to the handling of sugar beets and other root crops & tubercules by scooping the beet and leaving the soil behind.
- Openwork spill guard for a better visibility.
- Strong structure for long lasting use.
- Not adapted to earthwork or stone handling.







## Technical characteristics

- Openwork structure made of Ø 20 mm steel bars.
- Bars spread 60 mm, perfect for sugar beets.
- Plain sides.
- Maximal density of the transported product: 700 kg/m3.

[The 3D picture at the top of this page is the reference BSB 2450 / 2500 - 757953].

Technical characteristics		BSB 2450 / 2500
Distance to center of gravity (mm)		502
Capacities		
Capacity (kg)		1390
Heaped capacity (l)		2500
Weight		
Overall weight (kg)		520
Weight and dimensions		
Overall height (mm)	h17	1380
Overall length (mm)	l1	1375
Width (mm)		2450
Depth (mm)	p5	1280
Working Parameters		
Machine Equipment		×

Machines compatibility	BSB 2450 / 2500
Reference number	757953
MLT 630-115	X
MLT 630-115 V	X
MLT 630-115 V CP	X
MLT 635-130 PS+	X
MLT 635-140 V+	X
MLT 730-115 V	X
MLT 730-115 V CP	X
MLT 733-115 LSU	X
MLT 737-130 PS+	X
MLT 741-130 PS+	X
MLT 741-140 V+	X
MLT 841-145 PS+	X
MLT 940-140 V+	X
MLT 1041-145 PS+L	X
MLTX 732	X
MLTX 735 T LSU	X
MLTX 735 T LSU (70 KW)	X
MLTX 737-130 PS+	X
MLTX 841 - 145 PS+	X
MLTX 1041-145 PS+L	X
MLT 630-105 ST4 <span>OLD</span>	X
MLT 630-105 V CP ST4 <span>OLD</span>	X
MLT 630-105 V ST4 <span>OLD</span>	X
MLT 635-130 PS+ ST4 <span>OLD</span>	X
MLT 635-140 V+ ST4 <span>OLD</span>	X
MLT 730-115 V CP ST4 <span>OLD</span>	X
MLT 730-115 V ST4 <span>OLD</span>	X
MLT 733-115 <span>OLD</span>	X
MLT 733-115 LSU ST4 <span>OLD</span>	X
MLT 733-115 ST4 <span>OLD</span>	X
MLT 737-130 PS+ ST4 <span>OLD</span>	X
MLT 741-140 V+ ST4 <span>OLD</span>	X
MLT 840-145 PS+ <span>OLD</span>	X
MLT 940-140 V+ ST4 <span>OLD</span>	X
MLT 1040-145 PS+ L <span>OLD</span>	X
MLTX 737-130 PS+ <span>OLD</span>	X
MLTX 741-140 V+ S1 <span>OLD</span>	X
MLTX 840-140 PS+ <span>OLD</span>	X
MLTX 1040-140 PS+ L <span>OLD</span>	X

TABLE SYMBOL					
	No predisposition required		Hydraulic line		Return piping to hydraulic oil tank
	Electric predisposition		Platform predisposition		Tyre handler, cylinder handler predisposition



**Head Office**

B.P. 249 - 430 rue de l'Aubinière

44150 Ancenis Cedex - France

Tel: +33 (0)2 40 09 10 11 - Fax: +33 (0)2 40 09 10 97

[www.manitou.com](http://www.manitou.com)



This publication provides a description of the configuration versions and options for Manitou products, which may differ for equipment. The equipment presented in this brochure may be part of a series, as an option, or it may not be available, depending on the versions. Manitou reserves the right, at any time and without notice, to amend the specifications described and represented. The specifications provided do not bind the manufacturer. For more details, please contact your Manitou agent. This is not a contractually binding document. The presentation of the products is not contractually binding. List of specifications non-exhaustive. The logos as well as the visual identity of the company are owned by Manitou and cannot be used without authorisation. All rights reserved. The photos and diagrams contained in this brochure are only provided for consultation and information purposes.

MANITOU BF SA - Limited company with board of directors - Share capital: 39,668,399 euros - 857 802 508 RCS Nantes