

Technical sheet :

SILAGE FACING BUCKET






Technical characteristics

- Synchronized hydraulic movements.
- Hydraulic motor integrated in the rotor, perfect protection & longevity.
- Backward rotor rotation, better bucket filling 500 HB wear plate.
- Handling material with a density $\leq 1000 \text{ kg/m}^3 / 62 \text{ lb/ft}^3$.

[The 3D picture at the top of this page is the reference CRS 2550 / 2000 - 52612540].

Customer benefits

- Loads and aerates silages in one operation.
- Ready-to-use silage: direct distribution or use in the mixing wagon.
- Clean silage pit face, limits secondary fermentation.
- Time-saving, a single attachment for the handling of silage and bulk feed.
- For corn silage and grass silage (short wisps).
Not suitable for long wisp silage (10 cm / 4 in max.).

Capacities	BSCR 2100 / 1130	CRS 2350 / 1800	CRS 2550 / 2000
Capacity (kg)	1130	1800	2000
Heaped capacity (l)	1130	1800	2000
Weight			
Overall weight (kg)	540	900	955
Weight and dimensions			
Width (mm)	2100	2350	2550
Working Parameters			
Required machine equipment			

Machines compatibility	BSCR 2100 / 1130	CRS 2350 / 1800	CRS 2550 / 2000
Reference number	52728902	52612542	52612540
MLT 625-75 H	X	-	-
MLT 625 e	X	-	-
MLT 630-115 (S1)	-	X	-
MLT 630-115 V (S1)	-	X	-
MLT 630-115 V CP (S1)	-	X	-
MLT 635-130 PS+ (S1)	-	-	X
MLT 635-130 PS+ (S2)	-	-	X
MLT 635-140 V+ (S1)	-	-	X
MLT 635-140 V+ (S2)	-	-	X
MLT 730-115 V (S1)	-	X	-
MLT 730-115 V CP (S1)	-	X	-
MLT 733-115	-	-	X
MLT 733-115 (S2)	-	-	X
MLT 733-115 LSU (S1)	-	-	X
MLT 737-130 PS+ (S1)	-	-	X
MLT 738-130 PS+ (S1)	-	-	X
MLT 742-130 PS+ (S1)	-	-	X
MLT 742-140 V+ (S1)	-	-	X
MLT 841-145 PS+	-	-	X
MLT 940-140 V+ (S1)	-	-	X
MLT 940-140 V+ (S2)	-	-	X
MLT 1041-145 PS+L	-	-	X
MLFX 625-75 H	X	-	-
MLFX 732	-	-	X
MLFX 735 T LSU	-	-	X
MLFX 741 T LSU	-	-	X
MLFX 841 - 145 PS+	-	-	X
MLFX 1041-145 PS+L	-	-	X
MLT 630-105 ST4 OLD	-	X	-
MLT 630-105 V CP ST4 OLD	-	X	-
MLT 630-105 V ST4 OLD	-	X	-
MLT 635-130 PS+ ST4 OLD	-	-	X
MLT 635-140 V+ ST4 OLD	-	-	X
MLT 730-115 V CP ST4 OLD	-	X	-
MLT 730-115 V ST4 OLD	-	X	-
MLT 733-115 LSU ST4 OLD	-	-	X
MLT 733-115 ST4 OLD	-	-	X
MLT 737-130 PS+ ST4 OLD	-	-	X
MLT 741-140 V+ ST4 OLD	-	-	X
MLT 840-145 PS+ OLD	-	-	X
MLT 940-140 V+ ST4 OLD	-	-	X
MLT 1040-145 PS+ L OLD	-	-	X
MLT-X 737-130 PS+ OLD	-	-	X
MLT-X 737-130 PS+ (S2) OLD	-	-	X
MLT-X 741-140 V+ S1 OLD	-	-	X
MLT-X 840-140 PS+ OLD	-	-	X
MLT-X 1040-140 PS+ L OLD	-	-	X

TABLE SYMBOL					
	No predisposition required		Hydraulic line		Return piping to hydraulic oil tank
	Electric predisposition		Platform predisposition		Tyre handler, cylinder handler predisposition



Head Office

B.P. 249 - 430 rue de l'Aubinière

44150 Ancenis Cedex - France

Tel: +33 (0)2 40 09 10 11 - Fax: +33 (0)2 40 09 10 97

www.manitou.com



This publication provides a description of the configuration versions and options for Manitou products, which may differ for equipment. The equipment presented in this brochure may be part of a series, as an option, or it may not be available, depending on the versions. Manitou reserves the right, at any time and without notice, to amend the specifications described and represented. The specifications provided do not bind the manufacturer. For more details, please contact your Manitou agent. This is not a contractually binding document. The presentation of the products is not contractually binding. List of specifications non-exhaustive. The logos as well as the visual identity of the company are owned by Manitou and cannot be used without authorisation. All rights reserved. The photos and diagrams contained in this brochure are only provided for consultation and information purposes.

MANITOU BF SA - Limited company with board of directors - Share capital: 39,668,399 euros - 857 802 508 RCS Nantes