

Technical sheet :

ROOFER PLATFORM







Technical characteristics







- Capacity from 365 kg / 805 lb to 1000 kg / 2205 lb.
- Slewing platform +/- 90° on both sides.
- Safe: front opening only when a direct contact is made with the roof + can be moved only if the front part is closed.
- Legally approved for 3 persons
- Presence sensor forbidding any movement after door opening.
- Overload sensor.
- Physical sensor allowing door opening only if roof contact.

Customer benefits

- Cutting edge platforms designed for roof work.
- Secured platform.
- Non-slip metal flooring.
- Heavy duty and galvanised structure for an improved longevity.
- Platform NC: large 3,5 m / 11 ft working width.
- Roomy platform: can lift a pallet (Euro) even when folded.

Technical characteristics		PR 3700 / 365 S EXT	PR 3700 / 1000 S EXT	PSR 2400 / 365 3P	PSR 2400 / 1000 3P
Capacity including people (kg)		365	1000	365	1000
Number of people		3	3	3	3
Distance to center of gravity (mm)		1493	1300	1493	1300
Weight					
Overall weight (kg)		1310	1210	920	990
Weight and dimensions					
Overall height (mm)	h17	1614	1614	1954	1954
Overall length (mm)	l1	2920	2605	2920	2605
Width minimum (mm)		2420	2420	2420	2420
Width maximum (mm)		3682	3682	3682	3682
Depth (mm)	p5	1260	1218	1260	1218
Working Parameters					
Required machine equipment					
Rotation 1 (°)		-	-	90	90
Rotation 2 (°)		-	-	90	90

Machines compatibility	PR 3700 / 365 S EXT	PR 3700 / 1000 S EXT	PSR 2400 / 365 3P	PSR 2400 / 1000 3P
Reference number	52869496	52869497	-	-
MT 1335 HA 75D ST5	X	-	-	-
MT 1335 HA 100D ST5	X	-	-	-
Reference number E-RECO	-	-	52719259	52719260
MRT 1645 75	-	-	X	X
MRT 1645 115	-	-	X	X
MRT 1845 75	-	-	X	X
MRT 1845 115	-	-	X	X
MRT 2145 115	-	-	X	X
MRT 2260	-	-	X	X
MRT 2260 e	-	-	X	X
MRT 2545 115	-	-	X	X
MRT 2570	-	-	X	X
MRT 2660	-	-	X	X
MRT 2660 e	-	-	X	X
MRT 3060	-	-	X	X
MRT 3570	-	-	X	X
MRT 3570 ES	-	-	X	X
MRT-X 1645	-	-	X	X
MRT-X 1845	-	-	X	X
MRT-X 2145	-	-	X	X
MRT-X 2260	-	-	X	X
MRT-X 2545	-	-	X	X
MRT-X 2570	-	-	X	X
MRT-X 2660	-	-	X	X
MRT-X 3060	-	-	X	X
MRT-X 3570	-	-	X	X
MRT-X 3570 ES	-	-	X	X

TABLE SYMBOL					
	No predisposition required		Hydraulic line		Return piping to hydraulic oil tank
	Electric predisposition		Platform predisposition		Tyre handler, cylinder handler predisposition



Head Office

B.P. 249 - 430 rue de l'Aubinière
44150 Ancenis Cedex - France

Tel: +33 (0)2 40 09 10 11 - Fax: +33 (0)2 40 09 10 97

www.manitou.com



This publication provides a description of the configuration versions and options for Manitou products, which may differ for equipment. The equipment presented in this brochure may be part of a series, as an option, or it may not be available, depending on the versions. Manitou reserves the right, at any time and without notice, to amend the specifications described and represented. The specifications provided do not bind the manufacturer. For more details, please contact your Manitou agent. This is not a contractually binding document. The presentation of the products is not contractually binding. List of specifications non-exhaustive. The logos as well as the visual identity of the company are owned by Manitou and cannot be used without authorisation. All rights reserved. The photos and diagrams contained in this brochure are only provided for consultation and information purposes.

MANITOU BF SA - Limited company with board of directors - Share capital: 39,668,399 euros - 857 802 508 RCS Nantes