

Technical sheet :

# ROOFER PLATFORM







## Customer benefits

- Performance in cladding & maintenance applications.
- Uncompromized safety + unbeaten efficiency.
- Heavy duty and galvanized structure for an improved longevity.
- Non-slip metal floor.
- Expandable sides are independent.
- Manual jib + winch positioning.
- Hydraulic jib + winch lifting, prevents from the pulling the load in the basket.

## Technical characteristics

- Capacity from 365 kg / 805 lb to 1000 kg / 2205 lb.
- Slewing platform +/- 90° on both sides.
- Safe: front opening only when a direct contact is made with the roof + can be moved only if the front part is closed.
- Legally approved for 3 persons
- Presence sensor forbidding any movement after door opening.
- Overload sensor.
- Physical sensor allowing door opening only if roof contact.

| Technical characteristics          |     | NC 365  | NC 1000   | PSR 2400 / 365 3P   | PSR 2400 / 1000 3P  |
|------------------------------------|-----|---|---|---|---|
| Capacity including people (kg)     |     | 365   | 1000  | 365   | 1000  |
| Number of people                   |     | 3   | 3   | 3   | 3   |
| Distance to center of gravity (mm) |     | 1493  | 1300  | 1493  | 1300  |
| <b>Weight</b>                      |     |   |   |   |   |
| Overall weight (kg)                |     | 1310  | 1210  | 1315  | 1215  |
| <b>Weight and dimensions</b>       |     |   |   |   |   |
| Overall height (mm)                | h17 | 1614  | 1614  | 1954  | 1954  |
| Overall length (mm)                | l1  | 2920  | 2605  | 2920  | 2605  |
| Width minimum (mm)                 |     | 2420  | 2420  | 2420  | 2420  |
| Width maximum (mm)                 |     | 3682  | 3682  | 3682  | 3682  |
| Depth (mm)                         | p5  | 1260  | 1218  | 1260  | 1218  |
| <b>Working Parameters</b>          |     |   |   |   |   |
| Machine Equipment                  |     |  |  |  |  |
| Rotation 1 (°)                     |     | 90  | 90  | 90  | 90  |
| Rotation 2 (°)                     |     | 90  | 90  | 90  | 90  |

| Machines compatibility               |  | NC 365 | NC 1000 | PSR 2400 / 365 3P | PSR 2400 / 1000 3P |
|--------------------------------------|--|--------|---------|-------------------|--------------------|
| <b>Reference number</b>              |  | 788789 | 788791  | -                 | -                  |
| MTX 1440 A                           |  | X      | X       | -                 | -                  |
| MTX 1840 A                           |  | X      | X       | -                 | -                  |
| MRT 3255 Privilege Plus <b>OLD</b>   |  | X      | -       | -                 | -                  |
| MRT-X 3255 Privilege Plus <b>OLD</b> |  | X      | -       | -                 | -                  |
| MT 1440 A <b>OLD</b>                 |  | X      | X       | -                 | -                  |
| MT 1440 HA <b>OLD</b>                |  | X      | X       | -                 | -                  |
| MT 1840 A <b>OLD</b>                 |  | X      | X       | -                 | -                  |
| MT 1840 HA <b>OLD</b>                |  | X      | X       | -                 | -                  |
| <b>Reference number E-RECO</b>       |  | 923309 | 921294  | 52719259          | 52719260           |
| MRT 1645 75                          |  | X      | -       | X                 | X                  |
| MRT 1645 115                         |  | X      | -       | X                 | X                  |
| MRT 1845 75                          |  | X      | -       | X                 | X                  |
| MRT 1845 115                         |  | X      | -       | X                 | X                  |
| MRT 2145 115                         |  | X      | -       | X                 | X                  |
| MRT 2260                             |  | X      | -       | X                 | X                  |
| MRT 2260 e                           |  | -      | -       | X                 | X                  |
| MRT 2545 115                         |  | X      | -       | X                 | X                  |
| MRT 2570                             |  | X      | -       | X                 | X                  |
| MRT 2660                             |  | X      | -       | X                 | X                  |
| MRT 2660 e                           |  | -      | -       | X                 | X                  |
| MRT 3060                             |  | X      | -       | X                 | X                  |
| MRT 3570                             |  | X      | -       | X                 | X                  |
| MRT 3570 ES                          |  | X      | -       | X                 | X                  |
| MRT-X 1645                           |  | X      | -       | X                 | X                  |
| MRT-X 1845                           |  | X      | -       | X                 | X                  |
| MRT-X 2145                           |  | X      | -       | X                 | X                  |
| MRT-X 2260                           |  | X      | -       | X                 | X                  |
| MRT-X 2545                           |  | X      | -       | X                 | X                  |
| MRT-X 2570                           |  | X      | -       | X                 | X                  |
| MRT-X 2660                           |  | X      | -       | X                 | X                  |
| MRT-X 3060                           |  | X      | -       | X                 | X                  |
| MRT-X 3570                           |  | X      | -       | X                 | X                  |
| MRT-X 3570 ES                        |  | X      | -       | X                 | X                  |
| MRT 1640 Easy 3B S2 360° <b>OLD</b>  |  | X      | -       | -                 | -                  |
| MRT 1640 Easy T4 S2 400° <b>OLD</b>  |  | -      | X       | -                 | -                  |
| MRT 1840 Easy T4 S2 360° <b>OLD</b>  |  | X      | X       | -                 | -                  |
| MRT 1840 Easy T4 S2 400° <b>OLD</b>  |  | X      | X       | -                 | -                  |
| MRT 2145 Easy T4 S2 360° <b>OLD</b>  |  | -      | X       | -                 | -                  |
| MRT 2145 Easy T4 S2 400° <b>OLD</b>  |  | X      | X       | -                 | -                  |
| MRT 2150 Privilege Plus <b>OLD</b>   |  | X      | X       | -                 | -                  |
| MRT 2470 Privilege Plus <b>OLD</b>   |  | X      | X       | -                 | -                  |
| MRT 2545 Easy 3B S2 360° <b>OLD</b>  |  | X      | -       | -                 | -                  |
| MRT 2545 Easy T4 S2 360° <b>OLD</b>  |  | X      | X       | -                 | -                  |
| MRT 2545 Easy T4 S2 400° <b>OLD</b>  |  | X      | X       | -                 | -                  |
| MRT 2550 Privilege Plus <b>OLD</b>   |  | X      | X       | -                 | -                  |
| MRT 3050 Privilege Plus <b>OLD</b>   |  | X      | X       | -                 | -                  |
| MRT 3255 Privilege Plus <b>OLD</b>   |  | X      | -       | -                 | -                  |
| MRT-X 1840 Easy 360° <b>OLD</b>      |  | X      | X       | -                 | -                  |
| MRT-X 1840 Easy 400° <b>OLD</b>      |  | X      | X       | -                 | -                  |
| MRT-X 2150 Privilege Plus <b>OLD</b> |  | X      | X       | -                 | -                  |
| MRT-X 2470 Privilege Plus <b>OLD</b> |  | X      | X       | -                 | -                  |
| MRT-X 2545 Easy 360° <b>OLD</b>      |  | X      | X       | -                 | -                  |
| MRT-X 2545 Easy 400° <b>OLD</b>      |  | X      | X       | -                 | -                  |
| MRT-X 2550 Privilege Plus <b>OLD</b> |  | X      | X       | -                 | -                  |
| MRT-X 3050 Privilege Plus <b>OLD</b> |  | X      | X       | -                 | -                  |
| MRT-X 3255 Privilege Plus <b>OLD</b> |  | X      | -       | -                 | -                  |

| TABLE SYMBOL  |                            |   |                         |   |   |
|---|----------------------------|---|-------------------------|---|---|
|  | No predisposition required |  | Hydraulic line          |  | Return piping to hydraulic oil tank           |
|  | Electric predisposition    |  | Platform predisposition |  | Tyre handler, cylinder handler predisposition |



**Head Office**

B.P. 249 - 430 rue de l'Aubinière

44150 Ancenis Cedex - France

Tel: +33 (0)2 40 09 10 11 - Fax: +33 (0)2 40 09 10 97

[www.manitou.com](http://www.manitou.com)



This publication provides a description of the configuration versions and options for Manitou products, which may differ for equipment. The equipment presented in this brochure may be part of a series, as an option, or it may not be available, depending on the versions. Manitou reserves the right, at any time and without notice, to amend the specifications described and represented. The specifications provided do not bind the manufacturer. For more details, please contact your Manitou agent. This is not a contractually binding document. The presentation of the products is not contractually binding. List of specifications non-exhaustive. The logos as well as the visual identity of the company are owned by Manitou and cannot be used without authorisation. All rights reserved. The photos and diagrams contained in this brochure are only provided for consultation and information purposes.

MANITOU BF SA - Limited company with board of directors - Share capital: 39,668,399 euros - 857 802 508 RCS Nantes