

Technical sheet :

# RAISED EXTENSIBLE PLATFORM





## Customer benefits

- Ideal platform to work under roof or framework: prevent the machine's boom from hitting the structure.
- Recommended for second fix: air conditioning/ light/ wiring installation etc.







## Technical characteristics

- 55 cm raised platform for under roof applications
- 90°/90° slewing
- Extendable: 2,25-4 m wide
- Especially interesting for all second-fix applications (air conditioning, lights etc.)
- Capacity 365 kg including 3 people.
- Access: dedicated ladder + door with opening sensor.
- Fork sleeves: 238 mm x 100 mm.

[The 3D picture at the top of this page is the reference PSE 4000 / 365D R - 52719264].

| Technical characteristics          |     | PSE 4000 / 365D R   | Raised platform 2.25-4m   |
|------------------------------------|-----|---|---|
| Distance to center of gravity (mm) |     | 1250  | 1250  |
| Capacities                         |     |   |   |
| Capacity including people (kg)     |     | 365   | 365   |
| Number of people                   |     | 3   | 3   |
| Weight                             |     |   |   |
| Overall weight (kg)                |     | 1100  | 1100  |
| Weight and dimensions              |     |   |   |
| Overall height (mm)                | h17 | 2409  | 2078  |
| Overall length (mm)                | l1  | 2302  | 2228  |
| Width minimum (mm)                 |     | 2252  | 2252  |
| Width maximum (mm)                 |     | 4002  | 4002  |
| Depth (mm)                         | p5  | 1120  | 1120  |
| Working Parameters                 |     |   |   |
| Machine Equipment                  |     |  |  |
| Rotation 1 (°)                     |     | 90  | 90  |
| Rotation 2 (°)                     |     | 90  | 90  |

| Machines compatibility               | PSE 4000 / 365D R | Raised platform 2.25-4m |
|--------------------------------------|-------------------|-------------------------|
| Reference number E-RECO              | 52719264          | 923343                  |
| MRT 1645 75                          | X                 | -                       |
| MRT 1645 115                         | X                 | -                       |
| MRT 1845 75                          | X                 | -                       |
| MRT 1845 115                         | X                 | -                       |
| MRT 2145 115                         | X                 | -                       |
| MRT 2260                             | X                 | -                       |
| MRT 2260 e                           | X                 | -                       |
| MRT 2545 115                         | X                 | -                       |
| MRT 2570                             | X                 | -                       |
| MRT 2660                             | X                 | -                       |
| MRT 2660 e                           | X                 | -                       |
| MRT 3060                             | X                 | -                       |
| MRT 3570                             | X                 | -                       |
| MRT 3570 ES                          | X                 | -                       |
| MRT-X 1645                           | X                 | -                       |
| MRT-X 1845                           | X                 | -                       |
| MRT-X 2145                           | X                 | -                       |
| MRT-X 2260                           | X                 | -                       |
| MRT-X 2545                           | X                 | -                       |
| MRT-X 2570                           | X                 | -                       |
| MRT-X 2660                           | X                 | -                       |
| MRT-X 3060                           | X                 | -                       |
| MRT-X 3570                           | X                 | -                       |
| MRT-X 3570 ES                        | X                 | -                       |
| MRT 1440 Easy T4 S1 400° <b>OLD</b>  | -                 | X                       |
| MRT 1640 Easy T4 S2 360° <b>OLD</b>  | -                 | X                       |
| MRT 1840 Easy T4 S1 400° <b>OLD</b>  | -                 | X                       |
| MRT 2145 Easy T4 S2 360° <b>OLD</b>  | -                 | X                       |
| MRT 2145 Easy T4 S2 400° <b>OLD</b>  | -                 | X                       |
| MRT 2150 Privilege Plus <b>OLD</b>   | -                 | X                       |
| MRT 2470 Privilege Plus <b>OLD</b>   | -                 | X                       |
| MRT 2545 Easy 3B S2 400° <b>OLD</b>  | -                 | X                       |
| MRT 2545 Easy T4 S2 360° <b>OLD</b>  | -                 | X                       |
| MRT 2550 Privilege Plus <b>OLD</b>   | -                 | X                       |
| MRT 3050 Privilege Plus <b>OLD</b>   | -                 | X                       |
| MRT 3255 Privilege Plus <b>OLD</b>   | -                 | X                       |
| MRT-X 1440 Easy 400° <b>OLD</b>      | -                 | X                       |
| MRT-X 2150 Privilege Plus <b>OLD</b> | -                 | X                       |
| MRT-X 2470 Privilege Plus <b>OLD</b> | -                 | X                       |
| MRT-X 2550 Privilege Plus <b>OLD</b> | -                 | X                       |
| MRT-X 3050 Privilege Plus <b>OLD</b> | -                 | X                       |
| MRT-X 3255 Privilege Plus <b>OLD</b> | -                 | X                       |

| TABLE SYMBOL  |                            |   |                         |   |   |
|---|----------------------------|---|-------------------------|---|---|
|  | No predisposition required |  | Hydraulic line          |  | Return piping to hydraulic oil tank           |
|  | Electric predisposition    |  | Platform predisposition |  | Tyre handler, cylinder handler predisposition |



**Head Office**

B.P. 249 - 430 rue de l'Aubinière

44150 Ancenis Cedex - France

Tel: +33 (0)2 40 09 10 11 - Fax: +33 (0)2 40 09 10 97

[www.manitou.com](http://www.manitou.com)



This publication provides a description of the configuration versions and options for Manitou products, which may differ for equipment. The equipment presented in this brochure may be part of a series, as an option, or it may not be available, depending on the versions. Manitou reserves the right, at any time and without notice, to amend the specifications described and represented. The specifications provided do not bind the manufacturer. For more details, please contact your Manitou agent. This is not a contractually binding document. The presentation of the products is not contractually binding. List of specifications non-exhaustive. The logos as well as the visual identity of the company are owned by Manitou and cannot be used without authorisation. All rights reserved. The photos and diagrams contained in this brochure are only provided for consultation and information purposes.

MANITOU BF SA - Limited company with board of directors - Share capital: 39,668,399 euros - 857 802 508 RCS Nantes