

Technical sheet :

# PLATFORM WITH WINCH



## Technical characteristics






- 450 kg / 992 lb or 600 kg / 1323 lb for platform + 450 kg / 992 lb or 300 kg / 662 lb for winch = 900 kg / 1985 lb capacity in total.
- 2 different winch capacity / platform capacity couples.
- Hydraulic winch fitted on the rotating (manual) liftable (hydraulic) telescopic (manual) jib.
- Slewing platform +/- 90° on both sides.
- Legally approved for 3 persons.
- Overload sensor on the platform + overload sensor on the winch.
- Fork sleeves for yard handling.

## Customer benefits

- Performance in cladding & maintenance applications.
- Uncompromized safety + unbeaten efficiency.
- Heavy duty and galvanized structure for an improved longevity.
- Non-slip metal floor.
- Expandable sides are independent.
- Manual jib + winch positioning.
- Hydraulic jib + winch lifting, prevents from the pulling the load in the basket.

| Technical characteristics          |     | PSE 3000 / 600D + W300 / 41M  | PSE 4000 / 450D + W450 / 35M   | PSE 4000 / 600D + W300 / 41M  |
|------------------------------------|-----|---|--|---|
| Capacity including people (kg)     |     | 600   | 450  | 600   |
| Number of people                   |     | 3   | 3  | 3   |
| Distance to center of gravity (mm) |     | 1171  | 1187   | 1145  |
| <b>Capacities</b>                  |     |   |  |   |
| Capacity (kg)                      |     | 300   | 450  | 300   |
| <b>Weight</b>                      |     |   |  |   |
| Overall weight (kg)                |     | 1200  | 1330   | 1330  |
| <b>Weight and dimensions</b>       |     |   |  |   |
| Overall height (mm)                | h17 | 2608  | 2723   | 2708  |
| Overall length (mm)                | l1  | 2301  | 2261   | 2206  |
| Cable loop                         |     | Direct  | Direct   | Direct  |
| Width minimum (mm)                 |     | 3190  | 2281   | 2250  |
| Width maximum (mm)                 |     | 3190  | 4387   | 3988  |
| Depth (mm)                         | p5  | 1065  | 1150   | 1150  |
| Cable length (mm)                  |     | 41000   | 35000  | 41000   |
| <b>Working Parameters</b>          |     |   |  |   |
| Required machine equipment         |     |  |  |  |
| Rotation 1 (°)                     |     | 90  | 90   | 90  |
| Rotation 2 (°)                     |     | 90  | 90   | 90  |

| Machines compatibility           | PSE 3000 / 600D + W300 / 41M | PSE 4000 / 450D + W450 / 35M | PSE 4000 / 600D + W300 / 41M |
|----------------------------------|------------------------------|------------------------------|------------------------------|
| <b>Reference number E-RECO</b>   | 52719256                     | 52719258                     | 52719257                     |
| MRT 1645 75                      | -                            | X                            | X                            |
| MRT 1645 115                     | -                            | X                            | X                            |
| MRT 1845 75                      | -                            | X                            | X                            |
| MRT 1845 115                     | -                            | X                            | X                            |
| MRT 2145 115                     | -                            | X                            | X                            |
| MRT 2260                         | X                            | X                            | X                            |
| MRT 2260 e                       | X                            | X                            | X                            |
| MRT 2545 115                     | -                            | X                            | X                            |
| MRT 2570                         | X                            | X                            | X                            |
| MRT 2660                         | X                            | X                            | X                            |
| MRT 2660 e                       | X                            | X                            | X                            |
| MRT 3060                         | X                            | X                            | X                            |
| MRT 3570                         | X                            | X                            | X                            |
| MRT 3570 ES                      | X                            | X                            | X                            |
| MRT-X 1645                       | -                            | X                            | X                            |
| MRT-X 1845                       | -                            | X                            | X                            |
| MRT-X 2145                       | -                            | X                            | X                            |
| MRT-X 2260                       | X                            | X                            | X                            |
| MRT-X 2545                       | -                            | X                            | X                            |
| MRT-X 2570                       | X                            | X                            | X                            |
| MRT-X 2660                       | X                            | X                            | X                            |
| MRT-X 3060                       | X                            | X                            | X                            |
| MRT-X 3570                       | X                            | X                            | X                            |
| MRT-X 3570 ES                    | X                            | X                            | X                            |
| <b>Reference number E-RECO 2</b> | -                            | -                            | 52727781                     |
| MHT 10135 ST5                    | -                            | -                            | X                            |
| MHT 10160 ST5                    | -                            | -                            | X                            |
| MHT 10200 ST5                    | -                            | -                            | X                            |
| MHT 11250 Mining ST5             | -                            | -                            | X                            |
| MHT 11250 ST5                    | -                            | -                            | X                            |
| MHT-X 10135 ST3A                 | -                            | -                            | X                            |
| MHT-X 10160 ST3A                 | -                            | -                            | X                            |
| MHT-X 10200 ST3A                 | -                            | -                            | X                            |
| MHT-X 11250 Mining               | -                            | -                            | X                            |
| MHT-X 11250 ST3A                 | -                            | -                            | X                            |

| TABLE SYMBOL  |                            |   |                         |   |   |
|---|----------------------------|---|-------------------------|---|---|
|  | No predisposition required |  | Hydraulic line          |  | Return piping to hydraulic oil tank           |
|  | Electric predisposition    |  | Platform predisposition |  | Tyre handler, cylinder handler predisposition |



**Head Office**

B.P. 249 - 430 rue de l'Aubinière

44150 Ancenis Cedex - France

Tel: +33 (0)2 40 09 10 11 - Fax: +33 (0)2 40 09 10 97

[www.manitou.com](http://www.manitou.com)



This publication provides a description of the configuration versions and options for Manitou products, which may differ for equipment. The equipment presented in this brochure may be part of a series, as an option, or it may not be available, depending on the versions. Manitou reserves the right, at any time and without notice, to amend the specifications described and represented. The specifications provided do not bind the manufacturer. For more details, please contact your Manitou agent. This is not a contractually binding document. The presentation of the products is not contractually binding. List of specifications non-exhaustive. The logos as well as the visual identity of the company are owned by Manitou and cannot be used without authorisation. All rights reserved. The photos and diagrams contained in this brochure are only provided for consultation and information purposes.

MANITOU BF SA - Limited company with board of directors - Share capital: 39,668,399 euros - 857 802 508 RCS Nantes