

Technical sheet :

# HIGH CAPACITY AGRICULTURAL GRAB BUCKET





## Customer benefits

- Suitable for any type of silage.
- Clean silage pit face, limits secondary fermentation.
- Powerful attachment for a fast cutting.
- Closed structure to limit material losses (except SHG 1700/850).






## Technical characteristics

- Welded teeth - WE.
- Handling materials with a density  $\leq 1000 \text{ kg/m}^3$  / 62 lb/ft<sup>3</sup>.
- 500 HB bolt-on cutting edge in standard.
- Reinforced bucket: improved material grip on sides & top  
Increased struck capacity (1500 L / 53 ft<sup>3</sup>).

[The 3D picture at the top of this page is the reference CBG 2480 / 2600 MS - 790658].

Technical characteristics		CBG 2480 / 2000 MS	CBG 2480 / 2600 MS
Distance to center of gravity (mm)		388	380
<b>Capacities</b>			
Capacity (kg)		2000	2600
Heaped capacity (l)		2000	2600
Struck capacity (l)		1500	1500
<b>Weight</b>			
Overall weight (kg)		1225	1357
<b>Weight and dimensions</b>			
Overall length (mm)	l1	1491	1670
Width (mm)		2480	2480
Closed grab height (mm)	h33	1502	1502
Opened grab height (mm)	h34	2292	2452
<b>Working Parameters</b>			
Machine Equipment			
Teeth		6	7
Fork spread minimum (mm)	b5	453	362
Fork spread maximum (mm)	b5	453	362
<b>Other Data for Attachments</b>			
Wear plate hardness		500	500

Machines compatibility	CBG 2480 / 2000 MS	CBG 2480 / 2600 MS
Reference number with bolted wearplate (WP)	790656	790658
MLT 841-145 PS+	X	-
MLT 850-145 V+	X	X
MLT 961-160 V+ L	-	X
MLT 1041-145 PS+L	X	-
MLFX 841 - 145 PS+	X	-
MLFX 850-145 V+	X	X
MLFX 961-160 V+ L	-	X
MLFX 1041-145 PS+L	X	-
MLT 840-145 PS+ <b>OLD</b>	X	-
MLT 845-100 H <b>OLD</b>	X	-
MLT 845-120 <b>OLD</b>	X	-
MLT 961-145 V+ L <b>OLD</b>	-	X
MLT 1040-145 PS+ L <b>OLD</b>	X	-
MLFX 840-140 PS+ <b>OLD</b>	X	-
MLFX 845-120 <b>OLD</b>	X	-
MLFX 845-120 H <b>OLD</b>	X	-
MLFX 961-145 V+ L <b>OLD</b>	-	X
MLFX 1040-140 PS+ L <b>OLD</b>	X	-

TABLE SYMBOL					
	No predisposition required		Hydraulic line		Return piping to hydraulic oil tank
	Electric predisposition		Platform predisposition		Tyre handler, cylinder handler predisposition



**Head Office**

B.P. 249 - 430 rue de l'Aubinière

44150 Ancenis Cedex - France

Tel: +33 (0)2 40 09 10 11 - Fax: +33 (0)2 40 09 10 97

[www.manitou.com](http://www.manitou.com)



This publication provides a description of the configuration versions and options for Manitou products, which may differ for equipment. The equipment presented in this brochure may be part of a series, as an option, or it may not be available, depending on the versions. Manitou reserves the right, at any time and without notice, to amend the specifications described and represented. The specifications provided do not bind the manufacturer. For more details, please contact your Manitou agent. This is not a contractually binding document. The presentation of the products is not contractually binding. List of specifications non-exhaustive. The logos as well as the visual identity of the company are owned by Manitou and cannot be used without authorisation. All rights reserved. The photos and diagrams contained in this brochure are only provided for consultation and information purposes.

MANITOU BF SA - Limited company with board of directors - Share capital: 39,668,399 euros - 857 802 508 RCS Nantes