

Technical sheet :

HIGH CAPACITY AGRICULTURAL GRAB BUCKET





Customer benefits

- Robust and versatile bucket suitable for massive agricultural applications.
- Reinforced bucket for a massive work output in agricultural applications.
- Ideal to handle cereals and other bulk materials.







Technical characteristics

- Welded teeth - WE.
- Handling materials with a density $\leq 1000 \text{ kg/m}^3$ / 62 lb/ft^3 .
- 500 HB bolt-on cutting edge in standard.
- Reinforced bucket: improved material grip on sides & top
Increased struck capacity (1500 L / 53 ft^3).

[The 3D picture at the top of this page is the reference CBG 2480 / 2600 MS - 790658].

Technical characteristics		CBG 2480 / 2000 MS	CBG 2480 / 2600 MS
Distance to center of gravity (mm)		388	380
Capacities			
Capacity (kg)		2000	2600
Heaped capacity (l)		2000	2600
Struck capacity (l)		1500	1500
Weight			
Overall weight (kg)		1225	1357
Weight and dimensions			
Overall length (mm)	l1	1491	1670
Width (mm)		2480	2480
Closed grapple height (mm)	h33	1502	1502
Opened grapple height (mm)	h34	2292	2452
Working Parameters			
Required machine equipment			
Teeth		6	7
Minimum forks spread (mm)	b5	453	362
Maximum forks spread (mm)	b5	453	362
Other Data for Attachments			
Wear plate hardness		500	500

Machines compatibility	CBG 2480 / 2000 MS	CBG 2480 / 2600 MS
Reference number with bolted wearplate (WP)	790656	790658
MLT 841-145 PS+	X	-
MLT 850-145 V+	X	X
MLT 961-160 V+ L	-	X
MLT 1041-145 PS+L	X	-
MLTX 841 - 145 PS+	X	-
MLTX 850-145 V+	X	X
MLTX 961-160 V+ L	-	X
MLTX 1041-145 PS+L	X	-
MLT 840-145 PS+ OLD	X	-
MLT 845-100 H OLD	X	-
MLT 845-120 OLD	X	-
MLT 961-145 V+ L OLD	-	X
MLT 1040-145 PS+ L OLD	X	-
MLTX 840-140 PS+ OLD	X	-
MLTX 845-120 OLD	X	-
MLTX 845-120 H OLD	X	-
MLTX 961-145 V+ L OLD	-	X
MLTX 1040-140 PS+ L OLD	X	-

TABLE SYMBOL					
	No predisposition required		Hydraulic line		Return piping to hydraulic oil tank
	Electric predisposition		Platform predisposition		Tyre handler, cylinder handler predisposition



Head Office

B.P. 249 - 430 rue de l'Aubinière

44150 Ancenis Cedex - France

Tel: +33 (0)2 40 09 10 11 - Fax: +33 (0)2 40 09 10 97

www.manitou.com



This publication provides a description of the configuration versions and options for Manitou products, which may differ for equipment. The equipment presented in this brochure may be part of a series, as an option, or it may not be available, depending on the versions. Manitou reserves the right, at any time and without notice, to amend the specifications described and represented. The specifications provided do not bind the manufacturer. For more details, please contact your Manitou agent. This is not a contractually binding document. The presentation of the products is not contractually binding. List of specifications non-exhaustive. The logos as well as the visual identity of the company are owned by Manitou and cannot be used without authorisation. All rights reserved. The photos and diagrams contained in this brochure are only provided for consultation and information purposes.

MANITOU BF SA - Limited company with board of directors - Share capital: 39,668,399 euros - 857 802 508 RCS Nantes