

# HIGH CAPACITY AGRICULTURAL GRAB BUCKET

---















- 
- Suitable for any type of silage.
  - Clean silage pit face, limits secondary fermentation.
  - Powerful attachment for a fast cutting.
  - Closed structure to limit material losses (except SHG 1700/850).

- Welded teeth - WE.
- Handling materials with a density  $\leq 1000 \text{ kg/m}^3$  / 62 lb/ft<sup>3</sup>.
- 500 HB bolt-on cutting edge in standard.
- Reinforced bucket: improved material grip on sides & top  
Increased struck capacity (1500 L / 53 ft<sup>3</sup>).

[The 3D picture at the top of this page is the reference CBG 2480 / 2600 MS - 790658].

**HIGH CAPACITY AGRICULTURAL GRAB BUCKET**

		CBG 2480 / 2000 MS	CBG 2480 / 2600 MS
		388	380
		2000	2600
		2000	2600
		1500	1500
		1225	1357
		1491	1670
		2480	2480
	h33	1502	1502
	h34	2292	2452
			
		6	7
	b5	453	362
	b5	453	362
		500	500

	CBG 2480 / 2000 MS	CBG 2480 / 2600 MS
	790656	790658
	X	-
	X	X
	-	X
	X	-
	X	-
	X	X
	-	X
	X	-
	X	-
	X	-
	X	-
	-	X
	X	-
	X	-
	X	-
	X	-
	-	X
	X	-



 **MANITOU**  
HANDLING YOUR WORLD

