

Technical sheet :

SHEAR GRAB







Customer benefits







- Simple and cost efficient solutions for suspended load handling.
- Very compact attachment that preserves machine stability.
- Perfect for transporting construction elements and other loads present in construction or industrial sites.

Technical characteristics

- Boxed structure, rigidity & longevity.
- Body made of high resistance steels.
- Heavy duty teeth for easy penetration.
- Lateral shears for a good pit penetration & clean cutting.
- Increased cylinder diameter for more power.
- Bolt-on cutting teeth for easy maintenance (except SHG 1700/850: welded).

Capacities		SHG 1600 / 1200	SHG 1800 / 1350	SHG 2200 / 1650	SHG 2400 / 1800
Capacity (kg)		1052	1184	1447	1579
Heaped capacity (l)		1169	1315	1608	1754
Weight					
Overall weight (kg)		705	749	835	936
Weight and dimensions					
Overall length (mm)	l1	1295	1295	1295	1295
Width (mm)		1654	1854	2254	2454
Closed grab height (mm)	h33	1010	1010	1010	1010
Opened grab height (mm)	h34	1475	1475	1475	1475
Depth (mm)	p5	850	850	850	850
Working Parameters					
Machine Equipment					
Teeth		14	14	14	14

Machines compatibility	SHG 1600 / 1200	SHG 1800 / 1350	SHG 2200 / 1650	SHG 2400 / 1800
Reference number	52000380	52000381	52000382	52000383
ALT950	-	-	X	-
MLA-T 533-145 V+ - ST5	-	-	X	-
MLT 625-75 H	X	-	-	-
MLT 630-115	-	X	-	-
MLT 630-115 V	-	X	-	-
MLT 630-115 V CP	-	X	-	-
MLT 635-130 PS+	-	-	X	-
MLT 635-140 V+	-	-	X	-
MLT 730-115 V	-	X	-	-
MLT 730-115 V CP	-	X	-	-
MLT 733-115 LSU	-	-	-	X
MLT 737-130 PS+	-	-	-	X
MLT 741-130 PS+	-	-	-	X
MLT 741-140 V+	-	-	-	X
MLT 841-145 PS+	-	-	-	X
MLT 850-145 V+	-	-	-	X
MLT 940-140 V+	-	-	-	X
MLT 1041-145 PS+L	-	-	-	X
MLFX 625-75 H	X	-	-	-
MLFX 732	-	-	X	-
MLFX 735 T LSU	-	-	X	-
MLFX 737-130 PS+	-	-	-	X
MLFX 841 - 145 PS+	-	-	-	X
MLFX 850-145 V+	-	-	-	X
MLFX 1041-145 PS+L	-	-	-	X
MLT 630-105 ST4 OLD	-	X	-	-
MLT 630-105 V CP ST4 OLD	-	X	-	-
MLT 630-105 V ST4 OLD	-	X	-	-
MLT 635-130 PS+ ST4 OLD	-	-	X	-
MLT 635-140 V+ ST4 OLD	-	-	X	-
MLT 730-115 V CP ST4 OLD	-	X	-	-
MLT 730-115 V ST4 OLD	-	X	-	-
MLT 733-115 OLD	-	-	-	X
MLT 733-115 ST4 OLD	-	-	-	X
MLT 737-130 PS+ ST4 OLD	-	-	-	X
MLT 741-140 V+ ST4 OLD	-	-	-	X
MLT 840-145 PS+ OLD	-	-	-	X
MLT 940-140 V+ ST4 OLD	-	-	-	X
MLT 961-145 V+ L OLD	-	-	-	X
MLT 1040-145 PS+ L OLD	-	-	-	X
MLFX 737-130 PS+ OLD	-	-	-	X
MLFX 741-140 V+ S1 OLD	-	-	-	X
MLFX 840-140 PS+ OLD	-	-	-	X
MLFX 961-145 V+ L OLD	-	-	-	X
MLFX 1040-140 PS+ L OLD	-	-	-	X

TABLE SYMBOL					
	No predisposition required		Hydraulic line		Return piping to hydraulic oil tank
	Electric predisposition		Platform predisposition		Tyre handler, cylinder handler predisposition



 **MANITOU**
HANDLING YOUR WORLD

Head Office

B.P. 249 - 430 rue de l'Aubinière

44150 Ancenis Cedex - France

Tel: +33 (0)2 40 09 10 11 - Fax: +33 (0)2 40 09 10 97

www.manitou.com



This publication provides a description of the configuration versions and options for Manitou products, which may differ for equipment. The equipment presented in this brochure may be part of a series, as an option, or it may not be available, depending on the versions. Manitou reserves the right, at any time and without notice, to amend the specifications described and represented. The specifications provided do not bind the manufacturer. For more details, please contact your Manitou agent. This is not a contractually binding document. The presentation of the products is not contractually binding. List of specifications non-exhaustive. The logos as well as the visual identity of the company are owned by Manitou and cannot be used without authorisation. All rights reserved. The photos and diagrams contained in this brochure are only provided for consultation and information purposes.

MANITOU BF SA - Limited company with board of directors - Share capital: 39,668,399 euros - 857 802 508 RCS Nantes