

Technical sheet :

# 2-HOOK JIB



## Customer benefits

- Perfect attachments for all heavy suspended loads.
- Jib fitted with 3 hooks to meet various needs of building sites.
- Adaptability for all yard handling applications.

## Technical characteristics

- 2 capacity / outreach couples.
- Safety: homologated swivel self locking hook.







[The 3D picture at the top of this page is the reference P 4000 - 921321].

 **ATTACHMENTS**

Technical characteristics		P 4000	P 6000
Distance to center of gravity (mm)		785	950
<b>Capacities</b>			
Capacity (kg)		4000	6000
Capacity 2 (kg)		1200	2000
<b>Weight</b>			
Overall weight (kg)		210	282
<b>Dimensions</b>			
Max. outreach (mm)		708	808
Max @ outreach 2 (mm)		2708	2708
<b>Weight and dimensions</b>			
Overall length (mm)	11	2838	2838
Width (mm)		830	830
<b>Working Parameters</b>			
Machine Equipment		✕	✕

Machines compatibility		P 4000	P 6000
Reference number		653226	-
MT 625 H		X	-
MT 625 H Comfort		X	-
MT 625 HA		X	-
MT 730 H		X	-
MT 735 75D ST5		X	-
MT 930 H		X	-
MT 930 HA		X	-
MT 935 75D ST5		X	-
MT 1135 75 D		X	-
MT 1135 H 100D		X	-
MT 1335 75D ST5		X	-
MT 1335 100D ST5		X	-
MT 1335 H 75D ST5		X	-
MT 1335 H 100D ST5		X	-
MT 1840 easy ST5		X	-
MT-FX 625 H		X	-
MT-FX 625 H Comfort		X	-
MT-FX 625 HA Comfort		X	-
MT-FX 1440		X	-
MT-FX 1440 A		X	-
MT-FX 1840		X	-
MT-FX 1840 A		X	-
MXT 840 K		X	-
MXT 840 P		X	-
MXT 1740 K		X	-
MXT 1740 P		X	-
MLT 845-100 H <b>OLD</b>		-	X
MLT 845-120 <b>OLD</b>		-	X
MLT-FX 845-120 <b>OLD</b>		-	X
MLT-FX 845-120 H <b>OLD</b>		-	X
MRT-FX 2470 Privilege Plus <b>OLD</b>		X	-
MT 733 Easy <b>OLD</b>		X	-
MT 933 Easy <b>OLD</b>		X	-
MT 1033 easy <b>OLD</b>		X	-
MT 1135 <b>OLD</b>		X	-
MT 1135 easy ST5 <b>OLD</b>		X	-
MT 1135 H easy ST5 <b>OLD</b>		X	-
MT 1135 HA Easy ST5 <b>OLD</b>		X	-
MT 1440 <b>OLD</b>		X	-
MT 1440 A <b>OLD</b>		X	-
MT 1440 HA <b>OLD</b>		X	-
MT 1840 <b>OLD</b>		X	-
MT 1840 A <b>OLD</b>		X	-
MT 1840 HA <b>OLD</b>		X	-
Reference number E-RECO		921321	921322
MRT 1645 75		X	X
MRT 1645 115		X	X
MRT 1845 75		X	X
MRT 1845 115		X	X
MRT 2145 115		X	X
MRT 2260		X	X
MRT 2260 e		X	X
MRT 2545 115		X	X
MRT 2570		X	X
MRT 2660		X	X
MRT 2660 e		X	X
MRT 3060		X	X
MRT 3570		X	X
MRT 3570 ES		X	X
MRT-FX 1645		X	X
MRT-FX 1845		X	X
MRT-FX 2145		X	X

Machines compatibility	P 4000	P 6000
MRT-X 2260	X	X
MRT-X 2545	X	X
MRT-X 2570	X	X
MRT-X 2660	X	X
MRT-X 3060	X	X
MRT-X 3570	X	X
MRT-X 3570 ES	X	X
MRT 1640 Easy T4 S2 360° <b>OLD</b>	X	-
MRT 1840 Easy T4 S2 360° <b>OLD</b>	X	-
MRT 1840 Easy T4 S2 400° <b>OLD</b>	X	-
MRT 2145 Easy T4 S2 360° <b>OLD</b>	X	-
MRT 2145 Easy T4 S2 400° <b>OLD</b>	X	-
MRT 2150 Privilege Plus <b>OLD</b>	X	-
MRT 2470 Privilege Plus <b>OLD</b>	X	-
MRT 2545 Easy T4 S2 360° <b>OLD</b>	X	-
MRT 2545 Easy T4 S2 400° <b>OLD</b>	X	-
MRT 2550 Privilege Plus <b>OLD</b>	X	-
MRT 3050 Privilege Plus <b>OLD</b>	X	-
MRT 3255 Privilege Plus <b>OLD</b>	X	-
MRT-X 1840 Easy 360° <b>OLD</b>	X	-
MRT-X 1840 Easy 400° <b>OLD</b>	X	-
MRT-X 2150 Privilege Plus <b>OLD</b>	X	-
MRT-X 2470 Privilege Plus <b>OLD</b>	X	-
MRT-X 2545 Easy 360° <b>OLD</b>	X	-
MRT-X 2545 Easy 400° <b>OLD</b>	X	-
MRT-X 2550 Privilege Plus <b>OLD</b>	X	-
MRT-X 3050 Privilege Plus <b>OLD</b>	X	-
MRT-X 3255 Privilege Plus <b>OLD</b>	X	-

TABLE SYMBOL					
	No predisposition required		Hydraulic line		Return piping to hydraulic oil tank
	Electric predisposition		Platform predisposition		Tyre handler, cylinder handler predisposition



**Head Office**

B.P. 249 - 430 rue de l'Aubinière

44150 Ancenis Cedex - France

Tel: +33 (0)2 40 09 10 11 - Fax: +33 (0)2 40 09 10 97

[www.manitou.com](http://www.manitou.com)



This publication provides a description of the configuration versions and options for Manitou products, which may differ for equipment. The equipment presented in this brochure may be part of a series, as an option, or it may not be available, depending on the versions. Manitou reserves the right, at any time and without notice, to amend the specifications described and represented. The specifications provided do not bind the manufacturer. For more details, please contact your Manitou agent. This is not a contractually binding document. The presentation of the products is not contractually binding. List of specifications non-exhaustive. The logos as well as the visual identity of the company are owned by Manitou and cannot be used without authorisation. All rights reserved. The photos and diagrams contained in this brochure are only provided for consultation and information purposes.

MANITOU BF SA - Limited company with board of directors - Share capital: 39,668,399 euros - 857 802 508 RCS Nantes