

Technical sheet :

EXTENSION JIB



Technical characteristics

- Wide range of extension jibs from 600 kg / 1323 lb to 2000 kg / 4410 lb.
- Forward reach max from 2.5 m to 4 m / 13 ft.
- Safety: homologated swivel self locking hook.
- Extension jibs also available in winch version.

[The 3D picture at the top of this page is the reference P 600 - 921316].







Customer benefits

- Simple and light solution to handle suspended loads.
- Perfect for transporting and placing beams, frames and other light and bulky elements
- Its design allows to reach narrow areas and also improves the forward reach of the telehandler.
- Tubular structure designed for an optimal weight/rigidity ratio.

| Technical characteristics | | P 600 | P 1000 | P 1500 | P 2000 |
|------------------------------------|--|---------|--------|--------|--------|
| Distance to center of gravity (mm) | | - | 1361 | 965 | 820 |
| Capacities | | | | | |
| Capacity (kg) | | 600 | 1000 | 1500 | 2000 |
| Weight | | | | | |
| Overall weight (kg) | | 210 | 210 | 165 | 190 |
| Dimensions | | | | | |
| Max. outreach (mm) | | 3746 | 3797 | 2677 | 2336 |
| Weight and dimensions | | | | | |
| Overall height (mm) | | h17 990 | 1547 | 1250 | 802 |
| Overall length (mm) | | l1 3947 | 4120 | 2956 | 2479 |
| Width (mm) | | 830 | 815 | 815 | 815 |
| Working Parameters | | | | | |
| Required machine equipment | | × | × | × | × |

| Machines compatibility | P 600 | P 1000 | P 1500 | P 2000 |
|--------------------------------|--------|--------|--------|--------|
| Reference number | 653228 | - | - | - |
| MT 730 H | X | - | - | - |
| MT 735 75D ST5 | X | - | - | - |
| MT 930 H | X | - | - | - |
| MT 935 75D ST5 | X | - | - | - |
| MT 1135 75 D | X | - | - | - |
| MT 1135 H 100D | X | - | - | - |
| MT 1335 75D ST5 | X | - | - | - |
| MT 1335 100D ST5 | X | - | - | - |
| MT 1335 H 75D ST5 | X | - | - | - |
| MT 1335 H 100D ST5 | X | - | - | - |
| MT 1335 HA 75D ST5 | X | - | - | - |
| MT 1335 HA 100D ST5 | X | - | - | - |
| MT 1440 | X | - | - | - |
| MT 1440 A | X | - | - | - |
| MT 1440 e | X | - | - | - |
| MT 1440 easy ST5 | X | - | - | - |
| MT 1440 HA | X | - | - | - |
| MT 1440 ST5 | X | - | - | - |
| MT 1840 | X | - | - | - |
| MT 1840 A | X | - | - | - |
| MT 1840 e | X | - | - | - |
| MT 1840 easy ST5 | X | - | - | - |
| MT 1840 HA | X | - | - | - |
| MT 1840 ST5 | X | - | - | - |
| MTX 735 | X | - | - | - |
| MTX 1135 | X | - | - | - |
| MTX 1440 | X | - | - | - |
| MTX 1440 A | X | - | - | - |
| MTX 1840 | X | - | - | - |
| MTX 1840 A | X | - | - | - |
| MXT 840 P | X | - | - | - |
| MXT 1740 P | X | - | - | - |
| TX 408 | X | - | - | - |
| TX 4017 | X | - | - | - |
| MLT 845-100 H OLD | X | - | - | - |
| MLT 845-120 OLD | X | - | - | - |
| MLTX 845-120 OLD | X | - | - | - |
| MLTX 845-120 H OLD | X | - | - | - |
| MT 733 Easy OLD | X | - | - | - |
| MT 930 HA OLD | X | - | - | - |
| MT 933 Easy OLD | X | - | - | - |
| MT 1033 easy OLD | X | - | - | - |
| MT 1135 easy ST5 OLD | X | - | - | - |
| MT 1135 H easy ST5 OLD | X | - | - | - |
| MT 1135 HA Easy ST5 OLD | X | - | - | - |
| MT 1335 easy ST5 OLD | X | - | - | - |
| MT 1335 H easy ST5 OLD | X | - | - | - |
| MT 1335 HA easy ST5 OLD | X | - | - | - |
| MT 1440 A ST4 OLD | X | - | - | - |
| MT 1440 A ST5 OLD | X | - | - | - |
| MT 1440 HA ST4 OLD | X | - | - | - |
| MT 1440 HA ST5 OLD | X | - | - | - |
| MT 1840 A ST5 S1 OLD | X | - | - | - |
| MT 1840 A STG4 OLD | X | - | - | - |
| MT 1840 HA ST4 OLD | X | - | - | - |
| MT 1840 HA ST5 S1 OLD | X | - | - | - |
| MTX 733 OLD | X | - | - | - |
| MTX 733 Mining OLD | X | - | - | - |
| MTX 1033 OLD | X | - | - | - |
| MTX 1033 Mining OLD | X | - | - | - |
| MTX 1440 A OLD | X | - | - | - |
| MTX 1840 A OLD | X | - | - | - |
| Reference number E-RECO | 921316 | 921317 | 921319 | 921320 |

| Machines compatibility | P 600 | P 1000 | P 1500 | P 2000 |
|------------------------|-------|--------|--------|--------|
| MRT 1645 75 | X | X | X | X |
| MRT 1645 115 | X | X | X | X |
| MRT 1845 75 | X | X | X | X |
| MRT 1845 115 | X | X | X | X |
| MRT 2145 115 | X | X | X | X |
| MRT 2260 | X | X | X | X |
| MRT 2260 e | X | X | X | X |
| MRT 2545 115 | X | X | X | X |
| MRT 2570 | X | X | X | X |
| MRT 2660 | X | X | X | X |
| MRT 2660 e | X | X | X | X |
| MRT 3060 | X | X | X | X |
| MRT 3570 | X | X | X | X |
| MRT 3570 ES | X | X | X | X |
| MRT 4080 | X | X | - | X |
| MRT-X 1645 | X | X | X | X |
| MRT-X 1845 | X | X | X | X |
| MRT-X 2145 | X | X | X | X |
| MRT-X 2260 | X | X | X | X |
| MRT-X 2545 | X | X | X | X |
| MRT-X 2570 | X | X | X | X |
| MRT-X 2660 | X | X | X | X |
| MRT-X 3060 | X | X | X | X |
| MRT-X 3570 | X | X | X | X |
| MRT-X 3570 ES | X | X | X | X |
| MRT-X 4080 | X | X | - | X |

| TABLE SYMBOL | | | | | |
|---|----------------------------|---|-------------------------|---|---|
|  | No predisposition required |  | Hydraulic line |  | Return piping to hydraulic oil tank |
|  | Electric predisposition |  | Platform predisposition |  | Tyre handler, cylinder handler predisposition |

**Head Office**

B.P. 249 - 430 rue de l'Aubinière
44150 Ancenis Cedex - France

Tel: +33 (0)2 40 09 10 11 - Fax: +33 (0)2 40 09 10 97

www.manitou.com



This publication provides a description of the configuration versions and options for Manitou products, which may differ for equipment. The equipment presented in this brochure may be part of a series, as an option, or it may not be available, depending on the versions. Manitou reserves the right, at any time and without notice, to amend the specifications described and represented. The specifications provided do not bind the manufacturer. For more details, please contact your Manitou agent. This is not a contractually binding document. The presentation of the products is not contractually binding. List of specifications non-exhaustive. The logos as well as the visual identity of the company are owned by Manitou and cannot be used without authorisation. All rights reserved. The photos and diagrams contained in this brochure are only provided for consultation and information purposes.

MANITOU BF SA - Limited company with board of directors - Share capital: 39,668,399 euros - 857 802 508 RCS Nantes