

Technical sheet :

EXTENSION JIB



Customer benefits

- Simple and light solution to handle suspended loads.
- Perfect for transporting and placing beams, frames and other light and bulky elements
- Its design allows to reach narrow areas and also improves the forward reach of the telehandler.
- Tubular structure designed for an optimal weight/rigidity ratio.

Technical characteristics







- Wide range of extension jibs from 600 kg / 1323 lb to 2000 kg / 4410 lb.
- Forward reach max from 2.5 m to 4 m / 13 ft.
- Safety: homologated swivel self locking hook.
- Extension jibs also available in winch version.

[The 3D picture at the top of this page is the reference P 600 - 921316].

Technical characteristics		P 600	P 1000	P 1500	P 2000
Distance to center of gravity (mm)		-	1361	965	820
Capacities					
Capacity (kg)		600	1000	1500	2000
Weight					
Overall weight (kg)		210	210	165	190
Dimensions					
Max. outreach (mm)		3746	3797	2677	2336
Weight and dimensions					
Overall height (mm)	h17	990	1547	1250	802
Overall length (mm)	l1	3947	4120	2956	2479
Width (mm)		830	815	815	815
Working Parameters					
Machine Equipment		×	×	×	×

Machines compatibility		P 600	P 1000	P 1500	P 2000
Reference number		653228	-	-	-
MT 730 H		X	-	-	-
MT 735 75D ST5		X	-	-	-
MT 930 H		X	-	-	-
MT 930 HA		X	-	-	-
MT 935 75D ST5		X	-	-	-
MT 1135 75 D		X	-	-	-
MT 1135 H 100D		X	-	-	-
MT 1335 75D ST5		X	-	-	-
MT 1335 100D ST5		X	-	-	-
MT 1335 H 75D ST5		X	-	-	-
MT 1335 H 100D ST5		X	-	-	-
MT 1440 A ST5		X	-	-	-
MT 1440 easy ST5		X	-	-	-
MT 1440 HA ST5		X	-	-	-
MT 1440 ST5		X	-	-	-
MT 1840 A 100D ST5 S1		X	-	-	-
MT 1840 easy ST5		X	-	-	-
MT 1840 HA		X	-	-	-
MT 1840 ST5		X	-	-	-
MT-X 733 Mining		X	-	-	-
MT-X 735		X	-	-	-
MT-X 1033 Mining		X	-	-	-
MT-X 1135		X	-	-	-
MT-X 1440		X	-	-	-
MT-X 1440 A		X	-	-	-
MT-X 1840		X	-	-	-
MT-X 1840 A		X	-	-	-
MXT 840 K		X	-	-	-
MXT 840 P		X	-	-	-
MXT 1740 K		X	-	-	-
MXT 1740 P		X	-	-	-
TX 408		X	-	-	-
TX 4017		X	-	-	-
MLT 845-100 H OLD		X	-	-	-
MLT 845-120 OLD		X	-	-	-
MLTX 845-120 OLD		X	-	-	-
MLTX 845-120 H OLD		X	-	-	-
MT 733 Easy OLD		X	-	-	-
MT 933 Easy OLD		X	-	-	-
MT 1033 easy OLD		X	-	-	-
MT 1135 easy ST5 OLD		X	-	-	-
MT 1135 H easy ST5 OLD		X	-	-	-
MT 1135 HA Easy ST5 OLD		X	-	-	-
MT 1335 easy ST5 OLD		X	-	-	-
MT 1335 H easy ST5 OLD		X	-	-	-
MT 1335 HA easy ST5 OLD		X	-	-	-
MT 1440 OLD		X	-	-	-
MT 1440 A OLD		X	-	-	-
MT 1440 HA OLD		X	-	-	-
MT 1840 OLD		X	-	-	-
MT 1840 A OLD		X	-	-	-
MT 1840 HA OLD		X	-	-	-
MT-X 733 OLD		X	-	-	-
MT-X 1033 OLD		X	-	-	-
Reference number E-RECO		921316	921317	921319	921320
MRT 1645 75		X	X	X	X
MRT 1645 115		X	X	X	X
MRT 1845 75		X	X	X	X
MRT 1845 115		X	X	X	X
MRT 2145 115		X	X	X	X
MRT 2260		X	X	X	X
MRT 2260 e		X	X	X	X
MRT 2545 115		X	X	X	X

Machines compatibility	P 600	P 1000	P 1500	P 2000
MRT 2570	X	X	X	X
MRT 2660	X	X	X	X
MRT 2660 e	X	X	X	X
MRT 3060	X	X	X	X
MRT 3570	X	X	X	X
MRT 3570 ES	X	X	X	X
MRT-X 1645	X	X	X	X
MRT-X 1845	X	X	X	X
MRT-X 2145	X	X	X	X
MRT-X 2260	X	X	X	X
MRT-X 2545	X	X	X	X
MRT-X 2570	X	X	X	X
MRT-X 2660	X	X	X	X
MRT-X 3060	X	X	X	X
MRT-X 3570	X	X	X	X
MRT-X 3570 ES	X	X	X	X

TABLE SYMBOL					
	No predisposition required		Hydraulic line		Return piping to hydraulic oil tank
	Electric predisposition		Platform predisposition		Tyre handler, cylinder handler predisposition

**Head Office**

B.P. 249 - 430 rue de l'Aubinière

44150 Ancenis Cedex - France

Tel: +33 (0)2 40 09 10 11 - Fax: +33 (0)2 40 09 10 97

www.manitou.com

This publication provides a description of the configuration versions and options for Manitou products, which may differ for equipment. The equipment presented in this brochure may be part of a series, as an option, or it may not be available, depending on the versions. Manitou reserves the right, at any time and without notice, to amend the specifications described and represented. The specifications provided do not bind the manufacturer. For more details, please contact your Manitou agent. This is not a contractually binding document. The presentation of the products is not contractually binding. List of specifications non-exhaustive. The logos as well as the visual identity of the company are owned by Manitou and cannot be used without authorisation. All rights reserved. The photos and diagrams contained in this brochure are only provided for consultation and information purposes.

MANITOU BF SA - Limited company with board of directors - Share capital: 39,668,399 euros - 857 802 508 RCS Nantes