

Technical sheet :

# EXTENSIBLE JIB



## Customer benefits

- Simple & safe solution for the handling & the placement of roof trusses (packed or separated).
- User-friendly: dedicated truss hook & standard hook allowing the use as an extension jib.
- Maximum visibility during transport: adapted attachment design that allows driving the machine with a lowered machine boom.
- Increased safety with the dedicated truss hook: no need to climb on the trusses to release them once placed.
- Simple & durable attachment.







## Technical characteristics

- Capacity 600 kg/1323 lb @ 4 m/300 kg / 13 ft/662 lb @ 5 m/100 kg / 16 ft/212 lb @ 6 m / 20 ft.
- Safety: homologated rotating truss hook.
- Safety: self-locking, rotating homologated hook.
- Easy and safe manual extension.
- Integrated stabilizer for easy storage.

[The 3D picture at the top of this page is the reference JE 6000/600 - 939995].

Technical characteristics		JE 6000 / 600
Distance to center of gravity (mm)		1516
Capacities		
Capacity (kg)		600
Capacity 2 (kg)		300
Capacity 3 (kg)		100
Weight		
Overall weight (kg)		265
Dimensions		
Maximum outreach (mm)		3895
Maximum outreach 2 (mm)		4845
Maximum outreach 3 (mm)		5845
Weight and dimensions		
Overall length (mm)	I1	4347
Width (mm)		815
Working Parameters		
Required machine equipment		✕

Machines compatibility		JE 6000 / 600
Reference number		939995
MRT 2260		X
MRT 2260 e		X
MRT 2570		X
MRT 2660		X
MRT 2660 e		X
MRT 3060		X
MRT 3570		X
MRT 3570 ES		X
MRT-X 2260		X
MRT-X 2570		X
MRT-X 2660		X
MRT-X 3060		X
MRT-X 3570		X
MRT-X 3570 ES		X
MT 730 H		X
MT 735 75D ST5		X
MT 930 H		X
MT 930 HA		X
MT 935 75D ST5		X
MT 1135 75 D		X
MT 1135 H 100D		X
MT 1335 75D ST5		X
MT 1335 100D ST5		X
MT 1335 H 75D ST5		X
MT 1335 H 100D ST5		X
MT-X 735		X
MT-X 1135		X
MT-X 1440		X
MT-X 1440 A		X
MT-X 1840		X
MT-X 1840 A		X
MT 733 Easy <b>OLD</b>		X
MT 933 Easy <b>OLD</b>		X
MT 1033 easy <b>OLD</b>		X
MT 1135 <b>OLD</b>		X
MT 1135 H easy ST5 <b>OLD</b>		X
MT 1335 <b>OLD</b>		X
MT 1440 <b>OLD</b>		X
MT 1440 A <b>OLD</b>		X
MT 1440 HA <b>OLD</b>		X
MT 1840 <b>OLD</b>		X
MT 1840 A <b>OLD</b>		X
MT 1840 HA <b>OLD</b>		X

TABLE SYMBOL					
	No predisposition required		Hydraulic line		Return piping to hydraulic oil tank
	Electric predisposition		Platform predisposition		Tyre handler, cylinder handler predisposition



**Head Office**

B.P. 249 - 430 rue de l'Aubinière

44150 Ancenis Cedex - France

Tel: +33 (0)2 40 09 10 11 - Fax: +33 (0)2 40 09 10 97

[www.manitou.com](http://www.manitou.com)



This publication provides a description of the configuration versions and options for Manitou products, which may differ for equipment. The equipment presented in this brochure may be part of a series, as an option, or it may not be available, depending on the versions. Manitou reserves the right, at any time and without notice, to amend the specifications described and represented. The specifications provided do not bind the manufacturer. For more details, please contact your Manitou agent. This is not a contractually binding document. The presentation of the products is not contractually binding. List of specifications non-exhaustive. The logos as well as the visual identity of the company are owned by Manitou and cannot be used without authorisation. All rights reserved. The photos and diagrams contained in this brochure are only provided for consultation and information purposes.

MANITOU BF SA - Limited company with board of directors - Share capital: 39,668,399 euros - 857 802 508 RCS Nantes