


Technical sheet :

FRAME MOUNTED HOOK



Customer benefits

- Simple and cost efficient solutions for suspended load handling.
- Very compact attachment that preserves machine stability.
- Perfect for transporting construction elements and other loads present in construction or industrial sites.

Technical characteristics







- Range from 4000 kg to 6000 kg capacity.
- Directly hitched on carriage.
- Safety: homologated swivel self locking hook.

[The 3D picture at the top of this page is the reference JH 2500 - 52579090]

Technical characteristics		JH 2500	PC 50	PC 60
Distance to center of gravity (mm)		229	166	160
Capacities				
Capacity (kg)		2500	5000	6000
Weight				
Overall weight (kg)		85	115	120
Dimensions				
Max. outreach (mm)		506	470	470
Weight and dimensions				
Overall height (mm)	h17	605	500	500
Overall length (mm)	l1	654	606	606
Width (mm)		696	815	815
Working Parameters				
Machine Equipment		X	X	X

Machines compatibility	JH 2500	PC 50	PC 60
Reference number	-	708544	939050
All-Tach®	52579090	-	-
4 point Carriage	52742070	-	-
Euro Carriage	52742071	-	-
AL230	X	-	-
AL320	X	-	-
AL330	X	-	-
AL420	X	-	-
AL430	X	-	-
AL530	X	-	-
ALT950	-	X	-
GCT 3-14	X	-	-
GCT 3-14 +	X	-	-
MLA 2-25 H	X	-	-
MLA 3-25 H	X	-	-
MLA 3-25 H-C	X	-	-
MLA 4-50 H	X	-	-
MLA 4-50 H-C	X	-	-
MLA 5-50 H	X	-	-
MLA-T 533-145 V+ - ST5	-	X	-
MLT 420-60 H	-	X	-
MLT 625-75 H	-	X	-
MLT 841-145 PS+	-	X	-
MLT 850-145 V+	-	X	-
MLT 961-160 V+ L	-	-	X
MLT 1041-145 PS+L	-	X	-
MLFX 625-75 H	-	X	-
MLFX 741 T LSU	-	X	-
MLFX 841 - 145 PS+	-	X	-
MLFX 850-145 V+	-	X	-
MLFX 961-160 V+ L	-	-	X
MLFX 1041-145 PS+L	-	X	-
MT 420 H	-	X	-
MT 625 H	-	X	-
MT 625 H Comfort	-	X	-
MT 625 HA	-	X	-
MT 735 75D ST5	-	X	-
MT 935 75D ST5	-	X	-
MT 1135 75 D	-	X	-
MT 1135 H 100D	-	X	-
MT 1335 75D ST5	-	X	-
MT 1335 100D ST5	-	X	-
MT 1335 H 75D ST5	-	X	-
MT 1335 H 100D ST5	-	X	-
MT 1440 A ST5	-	X	-
MT 1440 easy ST5	-	X	-
MT 1440 HA ST5	-	X	-
MT 1440 ST5	-	X	-
MT 1840 A 100D ST5 S1	-	X	-
MT 1840 easy ST5	-	X	-
MT 1840 HA	-	X	-
MT 1840 ST5	-	X	-
MTX 733	-	X	-
MTX 733 Mining	-	X	-
MTX 1033	-	X	-
MTX 1033 Mining	-	X	-
MTX 1033 A Mining	-	X	-
MTX 1440	-	X	-
MTX 1440 A	-	X	-
MTX 1840	-	X	-
MTX 1840 A	-	X	-
ULM 412 H	X	-	-
ULM 412 H	X	-	-
ULM 415 H	X	-	-

Machines compatibility	JH 2500	PC 50	PC 60
ULM 415 H	X	-	-
MHT-X 860 S2 OLD	-	-	X
MLA 4-50 H OLD	X	-	-
MLT 845-100 H OLD	-	X	-
MLT 845-120 OLD	-	X	-
MLT 961-145 V+ L OLD	-	X	X
MLTX 845-120 OLD	-	X	-
MLTX 845-120 H OLD	-	X	-
MLTX 961-145 V+ L OLD	-	X	X
MT 733 Easy OLD	-	X	-
MT 933 Easy OLD	-	X	-
MT 1033 easy OLD	-	X	-
MT 1135 OLD	-	X	-
MT 1135 ST5 OLD	-	X	-
MT 1335 OLD	-	X	-
MT 1335 ST5 OLD	-	X	-
MT 1440 OLD	-	X	-
MT 1440 A OLD	-	X	-
MT 1440 HA OLD	-	X	-
MT 1840 OLD	-	X	-
MT 1840 A OLD	-	X	-
MT 1840 HA OLD	-	X	-
Reference number E-RECO	-	921335	939050
MRT 1645 75	-	X	X
MRT 1645 115	-	X	X
MRT 1845 75	-	X	X
MRT 1845 115	-	X	X
MRT 2145 115	-	X	X
MRT 2260	-	X	X
MRT 2260 e	-	X	X
MRT 2545 115	-	X	X
MRT 2570	-	X	X
MRT 2660	-	X	X
MRT 2660 e	-	X	X
MRT 3060	-	X	X
MRT 3570	-	X	X
MRT 3570 ES	-	X	X
MRT-X 1645	-	X	X
MRT-X 1845	-	X	X
MRT-X 2145	-	X	X
MRT-X 2260	-	X	X
MRT-X 2545	-	X	X
MRT-X 2570	-	X	X
MRT-X 2660	-	X	X
MRT-X 3060	-	X	X
MRT-X 3570	-	X	X
MRT-X 3570 ES	-	X	X
MRT 1640 Easy T4 S2 360° OLD	-	X	-
MRT 1840 Easy T4 S2 360° OLD	-	X	-
MRT 1840 Easy T4 S2 400° OLD	-	X	-
MRT 2145 Easy T4 S2 360° OLD	-	X	-
MRT 2145 Easy T4 S2 400° OLD	-	X	-
MRT 2150 Privilege Plus OLD	-	X	-
MRT 2470 Privilege Plus OLD	-	X	X
MRT 2545 Easy T4 S2 360° OLD	-	X	-
MRT 2545 Easy T4 S2 400° OLD	-	X	-
MRT 2550 Privilege Plus OLD	-	X	-
MRT 3050 Privilege Plus OLD	-	X	-
MRT 3255 Privilege Plus OLD	-	X	X
MRT-X 1840 Easy 360° OLD	-	X	-
MRT-X 1840 Easy 400° OLD	-	X	-
MRT-X 2150 Privilege Plus OLD	-	X	-
MRT-X 2470 Privilege Plus OLD	-	X	X
MRT-X 2545 Easy 360° OLD	-	X	-
MRT-X 2545 Easy 400° OLD	-	X	-
MRT-X 2550 Privilege Plus OLD	-	X	-
MRT-X 3050 Privilege Plus OLD	-	X	-
MRT-X 3255 Privilege Plus OLD	-	X	X

TABLE SYMBOL					
	No predisposition required		Hydraulic line		Return piping to hydraulic oil tank
	Electric predisposition		Platform predisposition		Tyre handler, cylinder handler predisposition



Head Office

B.P. 249 - 430 rue de l'Aubinière

44150 Ancenis Cedex - France

Tel: +33 (0)2 40 09 10 11 - Fax: +33 (0)2 40 09 10 97

www.manitou.com



This publication provides a description of the configuration versions and options for Manitou products, which may differ for equipment. The equipment presented in this brochure may be part of a series, as an option, or it may not be available, depending on the versions. Manitou reserves the right, at any time and without notice, to amend the specifications described and represented. The specifications provided do not bind the manufacturer. For more details, please contact your Manitou agent. This is not a contractually binding document. The presentation of the products is not contractually binding. List of specifications non-exhaustive. The logos as well as the visual identity of the company are owned by Manitou and cannot be used without authorisation. All rights reserved. The photos and diagrams contained in this brochure are only provided for consultation and information purposes.

MANITOU BF SA - Limited company with board of directors - Share capital: 39,668,399 euros - 857 802 508 RCS Nantes