

Technical sheet :

# FRAME MOUNTED HOOK



## Customer benefits

- Simple and cost efficient solutions for suspended load handling.
- Very compact attachment that preserves machine stability.
- Perfect for transporting construction elements and other loads present in construction or industrial sites.

## Technical characteristics

- Range from 4000 kg to 6000 kg capacity.
- Directly hitched on carriage.
- Safety: homologated swivel self locking hook.







[The 3D picture at the top of this page is the reference JH 2500 - 52579090]

**MANITOU GROUP ATTACHMENTS**

| Technical characteristics          |     | JH 2500 | PC 50 | PC 60 |
|------------------------------------|-----|---------|-------|-------|
| Distance to center of gravity (in) |     | 9"      | 7"    | 6"    |
| <b>Capacities</b>                  |     |         |       |       |
| Capacity (lb)                      |     | 5512    | 11023 | 13228 |
| <b>Weight</b>                      |     |         |       |       |
| Overall weight (lb)                |     | 187     | 254   | 265   |
| <b>Dimensions</b>                  |     |         |       |       |
| Maximum outreach (in)              |     | 1' 8"   | 1' 7" | 1' 7" |
| <b>Weight and dimensions</b>       |     |         |       |       |
| Overall height (in)                | h17 | 2'      | 1' 8" | 1' 8" |
| Overall length (in)                | l1  | 2' 2"   | 2'    | 2'    |
| Width (in)                         |     | 2' 3"   | 2' 8" | 2' 8" |
| <b>Working Parameters</b>          |     |         |       |       |
| Required machine equipment         |     | ✗       | ✗     | ✗     |

| Machines compatibility | JH 2500  | PC 50  | PC 60  |
|------------------------|----------|--------|--------|
| Reference number       | -        | 708544 | 939050 |
| All-Tach®              | 52579090 | -      | -      |
| 4 point Carriage       | 52742070 | -      | -      |
| Euro Carriage          | 52742071 | -      | -      |
| AL230                  | X        | -      | -      |
| AL320                  | X        | -      | -      |
| AL330                  | X        | -      | -      |
| AL420                  | X        | -      | -      |
| AL430                  | X        | -      | -      |
| AL530                  | X        | -      | -      |
| ALT950                 | -        | X      | -      |
| GCT 3-14               | X        | -      | -      |
| GCT 3-14 +             | X        | -      | -      |
| MLA 2-25 H             | X        | -      | -      |
| MLA 3-25 H             | X        | -      | -      |
| MLA 3-25 H-C           | X        | -      | -      |
| MLA 4-50 H             | X        | -      | -      |
| MLA 4-50 H-C           | X        | -      | -      |
| MLA 5-50 H             | X        | -      | -      |
| MLA-T 533-145 V+ - ST5 | -        | X      | -      |
| MLT 420-60 H           | -        | X      | -      |
| MLT 625-75 H           | -        | X      | -      |
| MLT 841-145 PS+        | -        | X      | -      |
| MLT 850-145 V+         | -        | X      | -      |
| MLT 937-115            | -        | X      | -      |
| MLT 961-160 V+ L       | -        | -      | X      |
| MLT 1041-145 PS+L      | -        | X      | -      |
| MLFX 625-75 H          | -        | X      | -      |
| MLFX 741 T LSU         | -        | X      | -      |
| MLFX 841 - 145 PS+     | -        | X      | -      |
| MLFX 850-145 V+        | -        | X      | -      |
| MLFX 961-160 V+ L      | -        | -      | X      |
| MLFX 1041-145 PS+L     | -        | X      | -      |
| MT 420 H               | -        | X      | -      |
| MT 625 e               | -        | X      | -      |
| MT 625 H               | -        | X      | -      |
| MT 625 H Comfort       | -        | X      | -      |
| MT 625 HA              | -        | X      | -      |
| MT 735 75D ST5         | -        | X      | -      |
| MT 935 75D ST5         | -        | X      | -      |
| MT 1135 75 D           | -        | X      | -      |
| MT 1135 H 100D         | -        | X      | -      |
| MT 1335 75D ST5        | -        | X      | -      |
| MT 1335 100D ST5       | -        | X      | -      |
| MT 1335 H 75D ST5      | -        | X      | -      |
| MT 1335 H 100D ST5     | -        | X      | -      |
| MT 1440 A ST5          | -        | X      | -      |
| MT 1440 easy ST5       | -        | X      | -      |
| MT 1440 HA ST5         | -        | X      | -      |
| MT 1440 ST5            | -        | X      | -      |
| MT 1840 A 100D ST5 S1  | -        | X      | -      |
| MT 1840 easy ST5       | -        | X      | -      |
| MT 1840 HA             | -        | X      | -      |
| MT 1840 ST5            | -        | X      | -      |
| MTX 733 Mining         | -        | X      | -      |
| MTX 735                | -        | X      | -      |
| MTX 1033 Mining        | -        | X      | -      |
| MTX 1033 A Mining      | -        | X      | -      |
| MTX 1135               | -        | X      | -      |
| MTX 1440               | -        | X      | -      |
| MTX 1440 A             | -        | X      | -      |
| MTX 1840               | -        | X      | -      |
| MTX 1840 A             | -        | X      | -      |
| ULM 412 H              | X        | -      | -      |

| Machines compatibility               | JH 2500 | PC 50  | PC 60  |
|--------------------------------------|---------|--------|--------|
| ULM 412 H                            | X       | -      | -      |
| ULM 415 H                            | X       | -      | -      |
| ULM 415 H                            | X       | -      | -      |
| MHTX 860 S2 <b>OLD</b>               | -       | -      | X      |
| MLA 4-50 H <b>OLD</b>                | X       | -      | -      |
| MLT 845-100 H <b>OLD</b>             | -       | X      | -      |
| MLT 845-120 <b>OLD</b>               | -       | X      | -      |
| MLT 961-145 V+ L <b>OLD</b>          | -       | X      | X      |
| MLTX 845-120 <b>OLD</b>              | -       | X      | -      |
| MLTX 845-120 H <b>OLD</b>            | -       | X      | -      |
| MLTX 961-145 V+ L <b>OLD</b>         | -       | X      | X      |
| MT 733 Easy <b>OLD</b>               | -       | X      | -      |
| MT 933 Easy <b>OLD</b>               | -       | X      | -      |
| MT 1033 easy <b>OLD</b>              | -       | X      | -      |
| MT 1135 <b>OLD</b>                   | -       | X      | -      |
| MT 1135 ST5 <b>OLD</b>               | -       | X      | -      |
| MT 1335 <b>OLD</b>                   | -       | X      | -      |
| MT 1335 ST5 <b>OLD</b>               | -       | X      | -      |
| MT 1440 <b>OLD</b>                   | -       | X      | -      |
| MT 1440 A <b>OLD</b>                 | -       | X      | -      |
| MT 1440 HA <b>OLD</b>                | -       | X      | -      |
| MT 1840 <b>OLD</b>                   | -       | X      | -      |
| MT 1840 A <b>OLD</b>                 | -       | X      | -      |
| MT 1840 HA <b>OLD</b>                | -       | X      | -      |
| MT-X 733 <b>OLD</b>                  | -       | X      | -      |
| MT-X 1033 <b>OLD</b>                 | -       | X      | -      |
| Reference number E-RECO              | -       | 921335 | 939050 |
| MRT 1645 75                          | -       | X      | X      |
| MRT 1645 115                         | -       | X      | X      |
| MRT 1845 75                          | -       | X      | X      |
| MRT 1845 115                         | -       | X      | X      |
| MRT 2145 115                         | -       | X      | X      |
| MRT 2260                             | -       | X      | X      |
| MRT 2260 e                           | -       | X      | X      |
| MRT 2545 115                         | -       | X      | X      |
| MRT 2570                             | -       | X      | X      |
| MRT 2660                             | -       | X      | X      |
| MRT 2660 e                           | -       | X      | X      |
| MRT 3060                             | -       | X      | X      |
| MRT 3570                             | -       | X      | X      |
| MRT 3570 ES                          | -       | X      | X      |
| MRT-X 1645                           | -       | X      | X      |
| MRT-X 1845                           | -       | X      | X      |
| MRT-X 2145                           | -       | X      | X      |
| MRT-X 2260                           | -       | X      | X      |
| MRT-X 2545                           | -       | X      | X      |
| MRT-X 2570                           | -       | X      | X      |
| MRT-X 2660                           | -       | X      | X      |
| MRT-X 3060                           | -       | X      | X      |
| MRT-X 3570                           | -       | X      | X      |
| MRT-X 3570 ES                        | -       | X      | X      |
| MRT 1640 Easy T4 S2 360° <b>OLD</b>  | -       | X      | -      |
| MRT 1840 Easy T4 S2 360° <b>OLD</b>  | -       | X      | -      |
| MRT 1840 Easy T4 S2 400° <b>OLD</b>  | -       | X      | -      |
| MRT 2145 Easy T4 S2 360° <b>OLD</b>  | -       | X      | -      |
| MRT 2145 Easy T4 S2 400° <b>OLD</b>  | -       | X      | -      |
| MRT 2150 Privilege Plus <b>OLD</b>   | -       | X      | -      |
| MRT 2470 Privilege Plus <b>OLD</b>   | -       | X      | X      |
| MRT 2545 Easy T4 S2 360° <b>OLD</b>  | -       | X      | -      |
| MRT 2545 Easy T4 S2 400° <b>OLD</b>  | -       | X      | -      |
| MRT 2550 Privilege Plus <b>OLD</b>   | -       | X      | -      |
| MRT 3050 Privilege Plus <b>OLD</b>   | -       | X      | -      |
| MRT 3255 Privilege Plus <b>OLD</b>   | -       | X      | X      |
| MRT-X 1840 Easy 360° <b>OLD</b>      | -       | X      | -      |
| MRT-X 1840 Easy 400° <b>OLD</b>      | -       | X      | -      |
| MRT-X 2150 Privilege Plus <b>OLD</b> | -       | X      | -      |
| MRT-X 2470 Privilege Plus <b>OLD</b> | -       | X      | X      |
| MRT-X 2545 Easy 360° <b>OLD</b>      | -       | X      | -      |
| MRT-X 2545 Easy 400° <b>OLD</b>      | -       | X      | -      |
| MRT-X 2550 Privilege Plus <b>OLD</b> | -       | X      | -      |
| MRT-X 3050 Privilege Plus <b>OLD</b> | -       | X      | -      |
| MRT-X 3255 Privilege Plus <b>OLD</b> | -       | X      | X      |

| TABLE SYMBOL  |                            |   |                         |   |   |
|---|----------------------------|---|-------------------------|---|---|
|  | No predisposition required |  | Hydraulic line          |  | Return piping to hydraulic oil tank           |
|  | Electric predisposition    |  | Platform predisposition |  | Tyre handler, cylinder handler predisposition |



**Head Office**

B.P. 249 - 430 rue de l'Aubinière

44150 Ancenis Cedex - France

Tel: +33 (0)2 40 09 10 11 - Fax: +33 (0)2 40 09 10 97

[www.manitou.com](http://www.manitou.com)



This publication provides a description of the configuration versions and options for Manitou products, which may differ for equipment. The equipment presented in this brochure may be part of a series, as an option, or it may not be available, depending on the versions. Manitou reserves the right, at any time and without notice, to amend the specifications described and represented. The specifications provided do not bind the manufacturer. For more details, please contact your Manitou agent. This is not a contractually binding document. The presentation of the products is not contractually binding. List of specifications non-exhaustive. The logos as well as the visual identity of the company are owned by Manitou and cannot be used without authorisation. All rights reserved. The photos and diagrams contained in this brochure are only provided for consultation and information purposes.

MANITOU BF SA - Limited company with board of directors - Share capital: 39,668,399 euros - 857 802 508 RCS Nantes