

Technical sheet :

SWING JIB



Technical characteristics

- Single-hook jib fitted with a 15°/15° rotation.
- Hydraulic rotation for more accuracy.
- Simple & strong attachment.
- Homologated, rotating self locking hook.







[The 3D picture at the top of this page is the reference PO 600 / 2500 - 784641].

Customer benefits

- Easy load placement directly from the cab.
- Especially interesting to place loads in narrow spaces.
- Improves efficiency-less time wasted placing the machine.
- Placement through rotation, not side shift = load moves backward when the jib swings.

Technical characteristics		PO 600 / 2500	PO 1000 / 1500	PO 2000 / 1000
Distance to center of gravity (mm)		720	450	243
Capacities				
Capacity (kg)		600	1000	2000
Weight				
Overall weight (kg)		320	275	255
Dimensions				
Max. outreach (mm)		2500	1500	1000
Weight and dimensions				
Overall height (mm)	h17	842	1056	842
Overall length (mm)	l1	2874	1874	1374
Width (mm)		830	830	830
Working Parameters				
Required machine equipment				
Rotation 1 (°)		15	15	15
Rotation 2 (°)		15	15	15

Machines compatibility	PO 600 / 2500	PO 1000 / 1500	PO 2000 / 1000
Reference number	784641	784642	784643
MT 730 H	X	X	X
MT 735 75D ST5	X	X	X
MT 930 H	X	X	X
MT 935 75D ST5	X	X	X
MT 1135 75 D	X	X	X
MT 1135 H 100D	X	X	X
MT 1335 75D ST5	X	X	X
MT 1335 100D ST5	X	X	X
MT 1335 H 75D ST5	X	X	X
MT 1335 H 100D ST5	X	X	X
MT 1335 HA 75D ST5	X	X	X
MT 1335 HA 100D ST5	X	X	X
MT 1440	X	X	X
MT 1440 A	X	X	X
MT 1440 easy ST5	X	X	X
MT 1440 HA	X	X	X
MT 1440 ST5	X	X	X
MT 1840	X	X	X
MT 1840 A	X	-	X
MT 1840 easy ST5	X	X	X
MT 1840 HA	X	-	X
MT 1840 ST5	X	X	X
MT-X 735	X	X	X
MT-X 1135	X	X	X
MT-X 1440	X	X	X
MT-X 1440 A	X	X	X
MT-X 1840	X	X	X
MT-X 1840 A	X	-	X
MT 733 Easy OLD	X	X	X
MT 930 HA OLD	X	X	X
MT 933 Easy OLD	X	X	X
MT 1033 easy OLD	X	X	X
MT 1440 A ST4 OLD	X	X	X
MT 1440 A ST5 OLD	X	X	X
MT 1440 HA ST4 OLD	X	X	X
MT 1440 HA ST5 OLD	X	X	X
MT 1840 A ST5 S1 OLD	X	X	X
MT 1840 A STG4 OLD	X	X	X
MT 1840 HA ST4 OLD	X	X	X
MT 1840 HA ST5 S1 OLD	X	X	X
MT-X 733 OLD	X	X	X
MT-X 1033 OLD	X	X	X
MT-X 1440 A OLD	X	X	X
MT-X 1840 A OLD	X	X	X

TABLE SYMBOL					
	No predisposition required		Hydraulic line		Return piping to hydraulic oil tank
	Electric predisposition		Platform predisposition		Tyre handler, cylinder handler predisposition



Head Office

B.P. 249 - 430 rue de l'Aubinière
44150 Ancenis Cedex - France

Tel: +33 (0)2 40 09 10 11 - Fax: +33 (0)2 40 09 10 97

www.manitou.com



This publication provides a description of the configuration versions and options for Manitou products, which may differ for equipment. The equipment presented in this brochure may be part of a series, as an option, or it may not be available, depending on the versions. Manitou reserves the right, at any time and without notice, to amend the specifications described and represented. The specifications provided do not bind the manufacturer. For more details, please contact your Manitou agent. This is not a contractually binding document. The presentation of the products is not contractually binding. List of specifications non-exhaustive. The logos as well as the visual identity of the company are owned by Manitou and cannot be used without authorisation. All rights reserved. The photos and diagrams contained in this brochure are only provided for consultation and information purposes.

MANITOU BF SA - Limited company with board of directors - Share capital: 39,668,399 euros - 857 802 508 RCS Nantes