

Technical sheet :

AERIAL JIB 1





Technical characteristics







- 90° rotation on both sides of the basket.
- Basket width: 2690 mm / 106 in.
- Legally approved for 3 persons.
- Telescopic boom (1630 mm).

Customer benefits

- Maximum safety in people lifting.
- Positive work area for applications.
- Wide basket and substantial basket capacity.

Technical characteristics		Aerial Jib 1	PAJ1 2500 / 300
Capacity including people (kg)		300	300
Number of people		3	3
Weight			
Overall weight (kg)		930	930
Weight and dimensions			
Overall height (mm)	h17	1655	1995
Overall length (mm)	l1	4418	4432
Width (mm)		2690	2690
Working Parameters			
Required machine equipment			
Rotation 1 (°)		90	90
Rotation 2 (°)		90	90

Machines compatibility	Aerial Jib 1	PAJ1 2500 / 300
Reference number E-RECO	921292	52719268
MRT 1645 75	-	X
MRT 1645 115	-	X
MRT 1845 75	-	X
MRT 1845 115	-	X
MRT 2145 115	-	X
MRT 2260	-	X
MRT 2260 e	-	X
MRT 2545 115	-	X
MRT 2570	-	X
MRT 2660	-	X
MRT 2660 e	-	X
MRT 3060	-	X
MRT 3570	-	X
MRT 3570 ES	-	X
MRT-X 1645	-	X
MRT-X 1845	-	X
MRT-X 2145	-	X
MRT-X 2260	-	X
MRT-X 2545	-	X
MRT-X 2570	-	X
MRT-X 2660	-	X
MRT-X 3060	-	X
MRT-X 3570	-	X
MRT-X 3570 ES	-	X
MRT 1640 Easy T4 S2 360° OLD	X	-
MRT 1840 Easy T4 S2 360° OLD	X	-
MRT 1840 Easy T4 S2 400° OLD	X	-
MRT 2145 Easy T4 S2 360° OLD	X	-
MRT 2145 Easy T4 S2 400° OLD	X	-
MRT 2150 Privilege Plus OLD	X	-
MRT 2545 Easy T4 S2 360° OLD	X	-
MRT 2545 Easy T4 S2 400° OLD	X	-
MRT 2550 Privilege Plus OLD	X	-
MRT 3255 Privilege Plus OLD	X	-
MRT-X 1840 Easy 360° OLD	X	-
MRT-X 1840 Easy 400° OLD	X	-
MRT-X 2150 Privilege Plus OLD	X	-
MRT-X 2545 Easy 360° OLD	X	-
MRT-X 2545 Easy 400° OLD	X	-
MRT-X 2550 Privilege Plus OLD	X	-
MRT-X 3255 Privilege Plus OLD	X	-
Reference number E-RECO 2	53027148	-
MRT 2470 Privilege Plus OLD	X	-
MRT 3050 Privilege Plus OLD	X	-
MRT-X 2470 Privilege Plus OLD	X	-
MRT-X 3050 Privilege Plus OLD	X	-

TABLE SYMBOL					
	No predisposition required		Hydraulic line		Return piping to hydraulic oil tank
	Electric predisposition		Platform predisposition		Tyre handler, cylinder handler predisposition



Head Office

B.P. 249 - 430 rue de l'Aubinière
44150 Ancenis Cedex - France

Tel: +33 (0)2 40 09 10 11 - Fax: +33 (0)2 40 09 10 97

www.manitou.com



This publication provides a description of the configuration versions and options for Manitou products, which may differ for equipment. The equipment presented in this brochure may be part of a series, as an option, or it may not be available, depending on the versions. Manitou reserves the right, at any time and without notice, to amend the specifications described and represented. The specifications provided do not bind the manufacturer. For more details, please contact your Manitou agent. This is not a contractually binding document. The presentation of the products is not contractually binding. List of specifications non-exhaustive. The logos as well as the visual identity of the company are owned by Manitou and cannot be used without authorisation. All rights reserved. The photos and diagrams contained in this brochure are only provided for consultation and information purposes.

MANITOU BF SA - Limited company with board of directors - Share capital: 39,668,399 euros - 857 802 508 RCS Nantes