

Technical sheet :

# SYSTEM 3D



## Customer benefits

- Maximum safety in people.
- Pendular design and structure allowing underbridge operations.
- Non-slip metal flooring.







## Technical characteristics

- Telescopic vertical arm + negative.
- 170° boom rotation on both sides of the basket.
- Positive and negative work area for applications .
- Legally approved for 2 persons.
- Boom position sensor.
- Locking pin presence sensor.

Technical characteristics		P 3D 1000 / 200 L6700	P 3D 1000 / 200 L7500	System 3D	System 3D (2)
Capacity including people (kg)		200	200	200	200
Number of people		2	2	2	2
Distance to center of gravity (mm)		2324	2099	1954	2099
<b>Weight</b>					
Overall weight (kg)		1030	1030	1100	1025
<b>Weight and dimensions</b>					
Overall height (mm)	h17	2900	2900	2900	2898
Overall length (mm)	l1	7647	8390	7670	8409
Width (mm)		1676	1676	1676	1676
Depth (mm)	p5	680	620	620	620
Maximum working reach (mm)		8170	8540	8170	8540
<b>Working Parameters</b>					
Required machine equipment					
Rotation 1 (°)		170	170	170	170
Rotation 2 (°)		170	170	170	170
Working width - angled (mm)		1100	1100	1100	1100
Working height positive (mm)		9560	11100	9560	11100
Working outreach (mm)		6700	7500	8170	8540

Machines compatibility		P 3D 1000 / 200 L6700	P 3D 1000 / 200 L7500	System 3D	System 3D (2)
<b>Reference number E-RECO</b>		52719363	52719270	921311	921312
MRT 1645 75		-	X	-	-
MRT 1645 115		-	X	-	-
MRT 1845 75		X	-	-	-
MRT 1845 115		X	-	-	-
MRT 2145 115		-	X	-	-
MRT 2260		-	X	-	-
MRT 2260 e		-	X	-	-
MRT 2545 115		-	X	-	-
MRT 2570		-	X	-	-
MRT 2660		-	X	-	-
MRT 2660 e		-	X	-	-
MRT 3060		-	X	-	-
MRT 3570		-	X	-	-
MRT 3570 ES		-	X	-	-
MRT-X 1645		-	X	-	-
MRT-X 1845		X	-	-	-
MRT-X 2145		-	X	-	-
MRT-X 2260		-	X	-	-
MRT-X 2545		-	X	-	-
MRT-X 2570		-	X	-	-
MRT-X 2660		-	X	-	-
MRT-X 3060		-	X	-	-
MRT-X 3570		-	X	-	-
MRT-X 3570 ES		-	X	-	-
MRT 1440 Easy T4 S2 400° <b>OLD</b>		-	-	X	-
MRT 1640 Easy T4 S2 360° <b>OLD</b>		-	-	-	X
MRT 1640 Easy T4 S2 400° <b>OLD</b>		-	-	-	X
MRT 1840 Easy T4 S2 360° <b>OLD</b>		-	-	X	-
MRT 1840 Easy T4 S2 400° <b>OLD</b>		-	-	X	-
MRT 2145 Easy T4 S2 360° <b>OLD</b>		-	-	X	-
MRT 2145 Easy T4 S2 400° <b>OLD</b>		-	-	X	-
MRT 2150 Privilege Plus <b>OLD</b>		-	-	-	X
MRT 2470 Privilege Plus <b>OLD</b>		-	-	-	X
MRT 2545 Easy T4 S2 360° <b>OLD</b>		-	-	X	-
MRT 2545 Easy T4 S2 400° <b>OLD</b>		-	-	X	-
MRT 2550 Privilege Plus <b>OLD</b>		-	-	-	X
MRT 3050 Privilege Plus <b>OLD</b>		-	-	-	X
MRT 3255 Privilege Plus <b>OLD</b>		-	-	-	X
MRT-X 1840 Easy 360° <b>OLD</b>		-	-	X	-
MRT-X 1840 Easy 400° <b>OLD</b>		-	-	X	-
MRT-X 2145 Easy 360° <b>OLD</b>		-	-	X	-
MRT-X 2145 Easy 400° <b>OLD</b>		-	-	X	-
MRT-X 2150 Privilege Plus <b>OLD</b>		-	-	-	X
MRT-X 2470 Privilege Plus <b>OLD</b>		-	-	-	X
MRT-X 2545 Easy 360° <b>OLD</b>		-	-	X	-
MRT-X 2545 Easy 400° <b>OLD</b>		-	-	X	-
MRT-X 2550 Privilege Plus <b>OLD</b>		-	-	-	X
MRT-X 3050 Privilege Plus <b>OLD</b>		-	-	-	X
MRT-X 3255 Privilege Plus <b>OLD</b>		-	-	-	X
<b>Reference number E-RECO 2</b>		52719674	52719672	-	53027160
MRT 1645 75		-	X	-	-
MRT 1645 115		-	X	-	-
MRT 1845 75		X	-	-	-
MRT 1845 115		X	-	-	-
MRT 2145 115		-	X	-	-
MRT 2260		-	X	-	-
MRT 2260 e		-	X	-	-
MRT 2545 115		-	X	-	-

Machines compatibility	P 3D 1000 / 200 L6700	P 3D 1000 / 200 L7500	System 3D	System 3D (2)
MRT 2570	-	X	-	-
MRT 2660	-	X	-	-
MRT 2660 e	-	X	-	-
MRT 3060	-	X	-	-
MRT 3570	-	X	-	-
MRT 3570 ES	-	X	-	-
MRT-X 1645	-	X	-	-
MRT-X 1845	X	-	-	-
MRT-X 2145	-	X	-	-
MRT-X 2260	-	X	-	-
MRT-X 2545	-	X	-	-
MRT-X 2570	-	X	-	-
MRT-X 2660	-	X	-	-
MRT-X 3060	-	X	-	-
MRT-X 3570	-	X	-	-
MRT-X 3570 ES	-	X	-	-
MRT 1440 Easy T4 S1 400° <b>OLD</b>	-	-	X	-
MRT 1840 Easy T4 S2 360° <b>OLD</b>	-	-	X	-
MRT 1840 Easy T4 S2 400° <b>OLD</b>	-	-	X	-
MRT-X 1840 Easy 360° <b>OLD</b>	-	-	X	-
MRT-X 1840 Easy 400° <b>OLD</b>	-	-	X	-

TABLE SYMBOL					
	No predisposition required		Hydraulic line		Return piping to hydraulic oil tank
	Electric predisposition		Platform predisposition		Tyre handler, cylinder handler predisposition



 **MANITOU**  
**HANDLING YOUR WORLD**

**Head Office**

B.P. 249 - 430 rue de l'Aubinière

44150 Ancenis Cedex - France

Tel: +33 (0)2 40 09 10 11 - Fax: +33 (0)2 40 09 10 97

[www.manitou.com](http://www.manitou.com)



This publication provides a description of the configuration versions and options for Manitou products, which may differ for equipment. The equipment presented in this brochure may be part of a series, as an option, or it may not be available, depending on the versions. Manitou reserves the right, at any time and without notice, to amend the specifications described and represented. The specifications provided do not bind the manufacturer. For more details, please contact your Manitou agent. This is not a contractually binding document. The presentation of the products is not contractually binding. List of specifications non-exhaustive. The logos as well as the visual identity of the company are owned by Manitou and cannot be used without authorisation. All rights reserved. The photos and diagrams contained in this brochure are only provided for consultation and information purposes.

MANITOU BF SA - Limited company with board of directors - Share capital: 39,668,399 euros - 857 802 508 RCS Nantes