

Technical sheet :

# HEAVY DUTY HYDRAULIC WINCH











## Customer benefits

- Turns your telehandler into a crane.
- Extremely fast implementation on the MANITOU carriage.
- Easy steering from the cab or with the machine's remote control (optional).
- Fast and accurate movements.







## Technical characteristics

- Hydraulic motor+ end of cable automatic movement stop.
- Oil immersed negative break.
- Double or quadruple line pull (according to type).
- Homologated swivel self locking hook.
- Winch storage stand with sleeves for fork handling.
- Note: dimensions below are given for winch placed on its stands.

[The 3D picture at the top of this page is the reference Winch 23T - 939329].

| Technical characteristics          |     | W 13500 / 13  | W 16000 / 13  | W 20000 / 14  | W 25000 / 14  | Winch 9 T   | Winch 13T   | Winch 18T   | Winch 23T   |
|------------------------------------|-----|---|---|---|---|---|---|---|---|
| Distance to center of gravity (mm) |     | 434   | 434   | 423   | 423   | 387   | 434   | 423   | 423   |
| Working height (mm)                | h21 | 13000   | 13000   | 14000   | 14000   | 14000   | 14000   | 14000   | 14000   |
| <b>Capacities</b>                  |     |   |   |   |   |   |   |   |   |
| Capacity (kg)                      |     | 13500   | 16000   | 20000   | 25000   | 9000  | 13000   | 18000   | 23000   |
| <b>Weight</b>                      |     |   |   |   |   |   |   |   |   |
| Overall weight (kg)                |     | 1185  | 1185  | 1450  | 1450  | 850   | 1185  | 1630  | 1550  |
| <b>Dimensions</b>                  |     |   |   |   |   |   |   |   |   |
| Max. outreach (mm)                 |     | 682   | 682   | 722   | 722   | 532   | 682   | 722   | 722   |
| <b>Weight and dimensions</b>       |     |   |   |   |   |   |   |   |   |
| Overall height (mm)                | h17 | 2328  | 2328  | 2623  | 2623  | 2259  | 2328  | 2623  | 2623  |
| Overall length (mm)                | l1  | 1200  | 1200  | 1200  | 1200  | 1200  | 1200  | 1200  | 1200  |
| Cable loop                         |     | 2   | 2   | 2   | 2   | 1   | 2   | 2   | 2   |
| Width (mm)                         |     | 1250  | 1250  | 1250  | 1250  | 1250  | 1250  | 1250  | 1250  |
| Depth (mm)                         | p5  | 975   | 975   | 1044  | 1044  | 975   | 975   | 1044  | 1044  |
| Cable length (mm)                  |     | 60000   | 60000   | 60000   | 60000   | 30000   | 60000   | 60000   | 60000   |
| <b>Working Parameters</b>          |     |   |   |   |   |   |   |   |   |
| Machine Equipment                  |     |  |  |  |  |  |  |  |  |
| Hook Speed (m/mn)                  |     | -   | -   | -   | -   | 22.50   | 15  | 12  | 12  |

| Machines compatibility      | W 13500 / 13 | W 16000 / 13 | W 20000 / 14 | W 25000 / 14 | Winch 9 T | Winch 13T | Winch 18T | Winch 23T |
|-----------------------------|--------------|--------------|--------------|--------------|-----------|-----------|-----------|-----------|
| Reference number E-RECO     | 52702240     | 52702241     | 52702470     | 52693990     | 939030    | 939234    | 939328    | 939329    |
| MHT 790 Mining ST5          | -            | -            | -            | -            | X         | -         | -         | -         |
| MHT 790 ST5                 | -            | -            | -            | -            | X         | -         | -         | -         |
| MHT 10135 ST5               | X            | -            | -            | -            | -         | -         | -         | -         |
| MHT 10160 ST5               | -            | X            | -            | -            | -         | -         | -         | -         |
| MHT 10200 ST5               | -            | -            | X            | -            | -         | -         | -         | -         |
| MHT 11250 Mining ST5        | -            | -            | -            | X            | -         | -         | -         | -         |
| MHT 11250 ST5               | -            | -            | -            | X            | -         | -         | -         | -         |
| MHT 12330                   | -            | -            | -            | -            | -         | -         | -         | X         |
| MHT-X 790 ST3A              | -            | -            | -            | -            | X         | -         | -         | -         |
| MHT-X 11250 Mining          | -            | -            | -            | X            | -         | -         | -         | X         |
| MHT-X 12330                 | -            | -            | -            | -            | -         | -         | -         | X         |
| MHT 790 <b>OLD</b>          | -            | -            | -            | -            | X         | -         | -         | -         |
| MHT 10130 <b>OLD</b>        | -            | -            | -            | -            | -         | X         | -         | -         |
| MHT 10180 <b>OLD</b>        | -            | -            | -            | -            | -         | -         | X         | -         |
| MHT 10230 <b>OLD</b>        | -            | -            | -            | -            | -         | -         | -         | X         |
| MHT-X 790 <b>OLD</b>        | -            | -            | -            | -            | X         | -         | -         | -         |
| MHT-X 790 Mining <b>OLD</b> | -            | -            | -            | -            | X         | -         | -         | -         |

| TABLE SYMBOL  |                            |   |                         |   |   |
|---|----------------------------|---|-------------------------|---|---|
|  | No predisposition required |  | Hydraulic line          |  | Return piping to hydraulic oil tank           |
|  | Electric predisposition    |  | Platform predisposition |  | Tyre handler, cylinder handler predisposition |



**Head Office**

B.P. 249 - 430 rue de l'Aubinière

44150 Ancenis Cedex - France

Tel: +33 (0)2 40 09 10 11 - Fax: +33 (0)2 40 09 10 97

[www.manitou.com](http://www.manitou.com)



This publication provides a description of the configuration versions and options for Manitou products, which may differ for equipment. The equipment presented in this brochure may be part of a series, as an option, or it may not be available, depending on the versions. Manitou reserves the right, at any time and without notice, to amend the specifications described and represented. The specifications provided do not bind the manufacturer. For more details, please contact your Manitou agent. This is not a contractually binding document. The presentation of the products is not contractually binding. List of specifications non-exhaustive. The logos as well as the visual identity of the company are owned by Manitou and cannot be used without authorisation. All rights reserved. The photos and diagrams contained in this brochure are only provided for consultation and information purposes.

MANITOU BF SA - Limited company with board of directors - Share capital: 39,668,399 euros - 857 802 508 RCS Nantes