

Technical sheet :

HEAVY DUTY HYDRAULIC WINCH











Technical characteristics

- Hydraulic motor+ end of cable automatic movement stop.
- Oil immersed negative break.
- Double or quadruple line pull (according to type).
- Homologated swivel self locking hook.
- Winch storage stand with sleeves for fork handling.
- Note: dimensions below are given for winch placed on its stands.







[The 3D picture at the top of this page is the reference Winch 23T - 939329].

Customer benefits

- Turns your telehandler into a crane.
- Extremely fast implementation on the MANITOU carriage.
- Easy steering from the cab or with the machine's remote control (optional).
- Fast and accurate movements.

Technical characteristics		W 13500 / 13	W 16000 / 13	W 20000 / 14	W 25000 / 14	Winch 9 T	Winch 13T	Winch 18T	Winch 23T
Distance to center of gravity (mm)		434	434	423	423	387	434	423	423
Working height (mm)	h21	13000	13000	14000	14000	14000	14000	14000	14000
Capacities									
Capacity (kg)		13500	16000	20000	25000	9000	13000	18000	23000
Weight									
Overall weight (kg)		1185	1185	1450	1450	850	1185	1630	1550
Dimensions									
Maximum outreach (mm)		682	682	722	722	532	682	722	722
Weight and dimensions									
Overall height (mm)	h17	2328	2328	2623	2623	2259	2328	2623	2623
Overall length (mm)	l1	1200	1200	1200	1200	1200	1200	1200	1200
Cable		2 loops	2 loops	2 loops	2 loops	1 loop	2 loops	2 loops	2 loops
Width (mm)		1250	1250	1250	1250	1250	1250	1250	1250
Depth (mm)	p5	975	975	1044	1044	975	975	1044	1044
Cable length (mm)		60000	60000	60000	60000	30000	60000	60000	60000
Working Parameters									
Required machine equipment									
Hook Speed (m/mn)		-	-	-	-	22.50	15	12	12

Machines compatibility	W 13500 / 13	W 16000 / 13	W 20000 / 14	W 25000 / 14	Winch 9 T	Winch 13T	Winch 18T	Winch 23T
Reference number E-RECO	52702240	52702241	52702470	52693990	939030	939234	939328	939329
MHT 790 Mining ST5	-	-	-	-	X	-	-	-
MHT 790 ST5	-	-	-	-	X	-	-	-
MHT 10135 ST5	X	-	-	-	-	-	-	-
MHT 10160 ST5	-	X	-	-	-	-	-	-
MHT 10200 ST5	-	-	X	-	-	-	-	-
MHT 11250 Mining ST5	-	-	-	X	-	-	-	-
MHT 11250 ST5	-	-	-	X	-	-	-	-
MHT 12330	-	-	-	X	-	-	-	X
MHT-X 790 ST3A	-	-	-	-	X	-	-	-
MHT-X 11250 Mining	-	-	-	X	-	-	-	X
MHT-X 12330	-	-	-	X	-	-	-	X
MHT 790 OLD	-	-	-	-	X	-	-	-
MHT 10130 OLD	-	-	-	-	-	X	-	-
MHT 10180 OLD	-	-	-	-	-	-	X	-
MHT 10230 OLD	-	-	-	-	-	-	-	X
MHT-X 790 OLD	-	-	-	-	X	-	-	-
MHT-X 790 Mining OLD	-	-	-	-	X	-	-	-

TABLE SYMBOL					
	No predisposition required		Hydraulic line		Return piping to hydraulic oil tank
	Electric predisposition		Platform predisposition		Tyre handler, cylinder handler predisposition



Head Office

B.P. 249 - 430 rue de l'Aubinière
44150 Ancenis Cedex - France

Tel: +33 (0)2 40 09 10 11 - Fax: +33 (0)2 40 09 10 97

www.manitou.com



This publication provides a description of the configuration versions and options for Manitou products, which may differ for equipment. The equipment presented in this brochure may be part of a series, as an option, or it may not be available, depending on the versions. Manitou reserves the right, at any time and without notice, to amend the specifications described and represented. The specifications provided do not bind the manufacturer. For more details, please contact your Manitou agent. This is not a contractually binding document. The presentation of the products is not contractually binding. List of specifications non-exhaustive. The logos as well as the visual identity of the company are owned by Manitou and cannot be used without authorisation. All rights reserved. The photos and diagrams contained in this brochure are only provided for consultation and information purposes.

MANITOU BF SA - Limited company with board of directors - Share capital: 39,668,399 euros - 857 802 508 RCS Nantes