

Technical sheet :

# TYRE HANDLER



## Customer benefits

- Tyre changes made fast & safe.
- Significant improvement in tyre changing operations.
- No compromise with safety.
- As mobile as a human wrist.
- Wide range of diametres & capacities to suit all dump truck.
- Available on a wide range of machines.






## Technical characteristics

- Safe solution for tyre removal in mining environments.
- Complex hydraulic movements: body rotation, pad rotation, side shift+ machine tilt & telescope extension.
- Safety: anti-fall arms.
- Telescopic (TH 49) or parallelogram kinematics (all other clamps).
- Controlled from the cab or with a remote control.
- Safety: each movement activated by 2 operator actions (button + joystick).
- TH 49/ 2500: 1 left pad active, right pad passive.

[The 3D picture at the top of this page is the reference TH 49 / 2500 - 914600].

| Technical characteristics                |     | TH 49 / 2500  | TH 51 / 3500  | TH 57 / 6000**  | TH 63 / 12000**   |
|--|-----|---|---|---|---|
| Distance to center of gravity (mm)       |     | 618   | 993   | 1135  | 1225  |
| <b>Capacities</b>                        |     |   |   |   |   |
| Capacity (kg)                            |     | 2500  | 3500  | 6000  | 12000   |
| <b>Weight</b>                            |     |   |   |   |   |
| Overall weight (kg)                      |     | 1500  | 3300  | 4300  | 5260  |
| <b>Dimensions</b>                        |     |   |   |   |   |
| Max. outreach (mm)                       |     | 1903  | 2610  | 2991  | 3837  |
| <b>Weight and dimensions</b>             |     |   |   |   |   |
| Overall height (mm)                      | h17 | 1050  | 1229  | 1229  | 1229  |
| Overall length (mm)                      | l1  | 2208  | 2990  | 3371  | 3752  |
| Width (mm)                               |     | 1951  | 2392  | 2500  | 3224  |
| Depth (mm)                               | p5  | 1214  | 2251  | 2683  | 2333  |
| Diameter minimum / Diameter maximum (mm) |     | 1200 / 3100   | 1200 / 3400   | 1300 / 3800   | 600 / 4200  |
| <b>Working Parameters</b>                |     |   |   |   |   |
| Machine Equipment                        |     |  |  |  |  |
| Rotation 1 (°)                           |     | 20  | 35  | 172   | 172   |
| Rotation 2 (°)                           |     | 120   | 120   | 360   | 360   |
| Side shift (mm)                          |     | 200   | 150   | 300   | 300   |
| Opening minimum (mm)                     |     | 1146  | 1128  | 1218  | 549   |
| Opening maximum (mm)                     |     | 3146  | 3416  | 3831  | 4286  |

| Machines compatibility         | TH 49 / 2500 | TH 51 / 3500 | TH 57 / 6000** | TH 63 / 12000** |
|--------------------------------|--------------|--------------|----------------|-----------------|
| <b>Reference number</b>        | 914600       | 884898       | -              | -               |
| MHT-X 860 S2 <b>OLD</b>        | X            | -            | -              | -               |
| MLT 845-100 H <b>OLD</b>       | X            | -            | -              | -               |
| MLT 845-120 <b>OLD</b>         | X            | -            | -              | -               |
| MLT-X 845-120 <b>OLD</b>       | X            | -            | -              | -               |
| MLT-X 845-120 H <b>OLD</b>     | X            | -            | -              | -               |
| <b>Reference number E-RECO</b> | 914600       | 91969        | 939237         | 939331          |
| MHT 790 Mining ST5             | X            | X            | -              | -               |
| MHT 790 ST5                    | X            | X            | -              | -               |
| MHT 10135 ST5                  | -            | X            | X              | -               |
| MHT 10160 ST5                  | -            | X            | X              | -               |
| MHT 10200 ST5                  | -            | -            | X              | X               |
| MHT 11250 Mining ST5           | -            | -            | X              | X               |
| MHT 11250 ST5                  | -            | -            | X              | X               |
| MHT 12330                      | -            | X            | X              | X               |
| MHT-X 790 ST3A                 | X            | X            | -              | -               |
| MHT-X 10135 ST3A               | -            | X            | X              | -               |
| MHT-X 10160 ST3A               | -            | X            | X              | -               |
| MHT-X 10200 ST3A               | -            | -            | X              | X               |
| MHT-X 11250 Mining             | -            | -            | X              | X               |
| MHT-X 11250 ST3A               | -            | -            | X              | X               |
| MHT-X 12330                    | -            | X            | X              | X               |
| MHT 790 <b>OLD</b>             | X            | X            | -              | -               |
| MHT 10130 <b>OLD</b>           | -            | X            | X              | -               |
| MHT 10180 <b>OLD</b>           | -            | -            | X              | X               |
| MHT 10230 <b>OLD</b>           | -            | -            | X              | X               |
| MHT-X 790 <b>OLD</b>           | X            | X            | -              | -               |
| MHT-X 790 Mining <b>OLD</b>    | X            | X            | -              | -               |
| MLT 845-100 H <b>OLD</b>       | X            | -            | -              | -               |
| MLT 845-120 <b>OLD</b>         | X            | -            | -              | -               |
| MLT-X 845-120 <b>OLD</b>       | X            | -            | -              | -               |
| MLT-X 845-120 H <b>OLD</b>     | X            | -            | -              | -               |

| TABLE SYMBOL  |                            |   |                         |   |   |
|---|----------------------------|---|-------------------------|---|---|
|  | No predisposition required |  | Hydraulic line          |  | Return piping to hydraulic oil tank           |
|  | Electric predisposition    |  | Platform predisposition |  | Tyre handler, cylinder handler predisposition |



**Head Office**

B.P. 249 - 430 rue de l'Aubinière

44150 Ancenis Cedex - France

Tel: +33 (0)2 40 09 10 11 - Fax: +33 (0)2 40 09 10 97

[www.manitou.com](http://www.manitou.com)



This publication provides a description of the configuration versions and options for Manitou products, which may differ for equipment. The equipment presented in this brochure may be part of a series, as an option, or it may not be available, depending on the versions. Manitou reserves the right, at any time and without notice, to amend the specifications described and represented. The specifications provided do not bind the manufacturer. For more details, please contact your Manitou agent. This is not a contractually binding document. The presentation of the products is not contractually binding. List of specifications non-exhaustive. The logos as well as the visual identity of the company are owned by Manitou and cannot be used without authorisation. All rights reserved. The photos and diagrams contained in this brochure are only provided for consultation and information purposes.

MANITOU BF SA - Limited company with board of directors - Share capital: 39,668,399 euros - 857 802 508 RCS Nantes