

Technical sheet :

TYRE HANDLER







Technical characteristics

- Safe solution for tyre removal in mining environments.
- Complex hydraulic movements: body rotation, pad rotation, side shift+ machine tilt & telescope extension.
- Safety: anti-fall arms.
- Telescopic (TH 49) or parallelogram kinematics (all other clamps).
- Controlled from the cab or with a remote control.
- Safety: each movement activated by 2 operator actions (button + joystick).
- TH 49/ 2500: 1 left pad active, right pad passive.







[The 3D picture at the top of this page is the reference TH 49 / 2500 - 914600].

Customer benefits

- Tyre changes made fast & safe.
- Significant improvement in tyre changing operations.
- No compromise with safety.
- As mobile as a human wrist.
- Wide range of diametres & capacities to suit all dump truck.
- Available on a wide range of machines.

Technical characteristics		TH 49 / 2500	TH 51 / 3500	TH 57 / 6000**	TH 63 / 12000**
Distance to center of gravity (mm)		618	993	1135	1225
Capacities					
Capacity (kg)		2500	3500	6000	12000
Weight					
Overall weight (kg)		1500	3300	4300	5260
Dimensions					
Maximum outreach (mm)		1903	2610	2991	3837
Weight and dimensions					
Overall height (mm)	h17	1050	1229	1229	1229
Overall length (mm)	l1	2208	2990	3371	3752
Width (mm)		1951	2392	2500	3224
Depth (mm)	p5	1214	2251	2683	2333
Minimum diameter / Maximum diameter (mm)		1200 / 3100	1200 / 3400	1300 / 3800	600 / 4200
Working Parameters					
Required machine equipment					
Rotation 1 (°)		20	35	172	172
Rotation 2 (°)		120	120	360	360
Minimum opening (mm)		1146	1128	1218	549
Maximum opening (mm)		3146	3416	3831	4286

Machines compatibility	TH 49 / 2500	TH 51 / 3500	TH 57 / 6000**	TH 63 / 12000**
Reference number	914600	884898	-	-
MHT-X 860 S2 OLD	X	-	-	-
MLT 845-100 H OLD	X	-	-	-
MLT 845-120 OLD	X	-	-	-
MLT-X 845-120 OLD	X	-	-	-
MLT-X 845-120 H OLD	X	-	-	-
Reference number E-RECO	914600	911969	939237	939331
MHT 790	X	X	-	-
MHT 790 Mining ST5	X	X	-	-
MHT 790 ST5	X	X	-	-
MHT 10130	-	X	X	-
MHT 10135 ST5	-	X	X	-
MHT 10160 ST5	-	X	X	-
MHT 10180	-	-	X	X
MHT 10200 ST5	-	-	X	X
MHT 10230	-	-	X	X
MHT 11250 Mining ST5	-	-	X	X
MHT 11250 ST5	-	-	X	X
MHT 12330	-	X	X	X
MHT-X 790 ST3A	X	X	-	-
MHT-X 10135 ST3A	-	X	X	-
MHT-X 10160 ST3A	-	X	X	-
MHT-X 10200 ST3A	-	-	X	X
MHT-X 11250 Mining	-	-	X	X
MHT-X 11250 ST3A	-	-	X	X
MHT-X 12330	-	X	X	X
MHT-X 790 OLD	X	X	-	-
MHT-X 790 Mining OLD	X	X	-	-
MLT 845-100 H OLD	X	-	-	-
MLT 845-120 OLD	X	-	-	-
MLT-X 845-120 OLD	X	-	-	-
MLT-X 845-120 H OLD	X	-	-	-

TABLE SYMBOL					
	No predisposition required		Hydraulic line		Return piping to hydraulic oil tank
	Electric predisposition		Platform predisposition		Tyre handler, cylinder handler predisposition



Head Office

B.P. 249 - 430 rue de l'Aubinière

44150 Ancenis Cedex - France

Tel: +33 (0)2 40 09 10 11 - Fax: +33 (0)2 40 09 10 97

www.manitou.com



This publication provides a description of the configuration versions and options for Manitou products, which may differ for equipment. The equipment presented in this brochure may be part of a series, as an option, or it may not be available, depending on the versions. Manitou reserves the right, at any time and without notice, to amend the specifications described and represented. The specifications provided do not bind the manufacturer. For more details, please contact your Manitou agent. This is not a contractually binding document. The presentation of the products is not contractually binding. List of specifications non-exhaustive. The logos as well as the visual identity of the company are owned by Manitou and cannot be used without authorisation. All rights reserved. The photos and diagrams contained in this brochure are only provided for consultation and information purposes.

MANITOU BF SA - Limited company with board of directors - Share capital: 39,668,399 euros - 857 802 508 RCS Nantes