

Technical sheet :

# CYLINDER HANDLER





## Customer benefits

- Efficient & safe cylinder handling solutions.
- Faster, safer maintenance leading to less production losses.
- Robust conception designed for mining sites conditions.
- Safety & Productivity: smooth and accurate cylinder catching and positioning.
- Permanent cylinder grip: no suspended load, no risk of sudden slippage or fall.
- As functional as a human wrist.







## Technical characteristics

- For cylinders with diameter from 0 mm to 630 mm.
- Maximum capacity up to 10500 kg.
- Cylinder holding with cables (CH 4) or clamps (CH 10).
- Hydraulic movements: body rotation, side shift.
- CH4: Body rotation 22.5°, side shift 150 mm, hydraulic telescopic extension, hydraulic side body tilt 15°/15°, head rotation 35°.
- CH10: body rotation 340°, head vertical tilt 90°.
- CH10: clamping pressure alarm & pressure gauge on each front & side.
- Clamp reduction pads for smaller cylinders.

[The 3D picture at the top of this page is the reference CH10 - 939239].

Capacities		CH 4	CH 10
Capacity (kg)		4000	10500
Weight			
Overall weight (kg)		1850	3400
Dimensions			
Max. outreach (mm)		2221	2500
Weight and dimensions			
Overall height (mm)	h17	1360	1195
Overall length (mm)	l1	2249	2525
Width (mm)		1470	1780
Diameter minimum / Diameter maximum (mm)		250 / 530	230 / 640
Working Parameters			
Machine Equipment			
Rotation 1 (°)		22.50	340
Rotation 2 (°)		35	90
Side shift (mm)		150	300

Machines compatibility	CH 4	CH 10
Reference number	906450	-
MHT-X 860 S2 <b>OLD</b>	X	-
Reference number E-RECO	911968	939239
MHT 790 Mining ST5	X	-
MHT 790 ST5	X	-
MHT 10135 ST5	X	X
MHT 10160 ST5	X	X
MHT 10200 ST5	X	X
MHT 11250 Mining ST5	X	X
MHT 11250 ST5	X	X
MHT 12330	X	X
MHT-X 790 ST3A	X	-
MHT-X 10135 ST3A	X	X
MHT-X 10160 ST3A	X	X
MHT-X 10200 ST3A	X	X
MHT-X 11250 Mining	X	X
MHT-X 11250 ST3A	X	X
MHT-X 12330	X	X
MHT 790 <b>OLD</b>	X	-
MHT 10130 <b>OLD</b>	X	X
MHT 10180 <b>OLD</b>	X	X
MHT 10230 <b>OLD</b>	X	X
MHT-X 790 <b>OLD</b>	X	-
MHT-X 790 Mining <b>OLD</b>	X	-

TABLE SYMBOL					
	No predisposition required		Hydraulic line		Return piping to hydraulic oil tank
	Electric predisposition		Platform predisposition		Tyre handler, cylinder handler predisposition



**Head Office**

B.P. 249 - 430 rue de l'Aubinière

44150 Ancenis Cedex - France

Tel: +33 (0)2 40 09 10 11 - Fax: +33 (0)2 40 09 10 97

[www.manitou.com](http://www.manitou.com)



This publication provides a description of the configuration versions and options for Manitou products, which may differ for equipment. The equipment presented in this brochure may be part of a series, as an option, or it may not be available, depending on the versions. Manitou reserves the right, at any time and without notice, to amend the specifications described and represented. The specifications provided do not bind the manufacturer. For more details, please contact your Manitou agent. This is not a contractually binding document. The presentation of the products is not contractually binding. List of specifications non-exhaustive. The logos as well as the visual identity of the company are owned by Manitou and cannot be used without authorisation. All rights reserved. The photos and diagrams contained in this brochure are only provided for consultation and information purposes.

MANITOU BF SA - Limited company with board of directors - Share capital: 39,668,399 euros - 857 802 508 RCS Nantes