

Technical sheet :

CYLINDER HANDLER





Customer benefits

- Turns your telehandler into a crane.
- Extremely fast implementation on the MANITOU carriage.
- Easy steering from the cab or with the machine's remote control (optional).
- Fast and accurate movements.







Technical characteristics

- For cylinders with diameter from 0 mm to 630 mm / 25 in.
- Maximum capacity up to 10500 kg / 23153 lb.
- Cylinder holding with cables (CH 4) or clamps (CH 10).
- Hydraulic movements: body rotation, side shift.
- CH4: Body rotation 22.5°, side shift 150 mm / 6 in, hydraulic telescopic extension, hydraulic side body tilt 15°/15°, head rotation 35°.
- CH10: body rotation 340°, head vertical tilt 90°.
- CH10: clamping pressure alarm & pressure gauge on each front & side.
- Clamp reduction pads for smaller cylinders.

[The 3D picture at the top of this page is the reference CH10 - 939239].

Capacities		CH 4	CH 10
Capacity (lb)		8818	23149
Weight			
Overall weight (lb)		4079	7496
Dimensions			
Max. outreach (in)		7' 3"	8' 2"
Weight and dimensions			
Overall height (in)	h17	4' 6"	3' 11"
Overall length (in)	l1	7' 5"	8' 3"
Width (in)		4' 10"	5' 10"
Diameter minimum / Diameter maximum (in)		10" / 1' 9"	9" / 2' 1"
Working Parameters			
Machine Equipment			
Rotation 1 (°)		22.50	340
Rotation 2 (°)		35	90
Side shift (in)		6"	1'

Machines compatibility	CH 4	CH 10
Reference number	906450	-
MHT-X 860 S2 OLD	X	-
Reference number E-RECO	911968	939239
MHT 790 Mining ST5	X	-
MHT 790 ST5	X	-
MHT 10135 ST5	X	X
MHT 10160 ST5	X	X
MHT 10200 ST5	X	X
MHT 11250 Mining ST5	X	X
MHT 11250 ST5	X	X
MHT 12330	X	X
MHT-X 790 ST3A	X	-
MHT-X 10135 ST3A	X	X
MHT-X 10160 ST3A	X	X
MHT-X 10200 ST3A	X	X
MHT-X 11250 Mining	X	X
MHT-X 11250 ST3A	X	X
MHT-X 12330	X	X
MHT 790 OLD	X	-
MHT 10130 OLD	X	X
MHT 10180 OLD	X	X
MHT 10230 OLD	X	X
MHT-X 790 OLD	X	-
MHT-X 790 Mining OLD	X	-

TABLE SYMBOL					
	No predisposition required		Hydraulic line		Return piping to hydraulic oil tank
	Electric predisposition		Platform predisposition		Tyre handler, cylinder handler predisposition



Head Office

B.P. 249 - 430 rue de l'Aubinière

44150 Ancenis Cedex - France

Tel: +33 (0)2 40 09 10 11 - Fax: +33 (0)2 40 09 10 97

www.manitou.com



This publication provides a description of the configuration versions and options for Manitou products, which may differ for equipment. The equipment presented in this brochure may be part of a series, as an option, or it may not be available, depending on the versions. Manitou reserves the right, at any time and without notice, to amend the specifications described and represented. The specifications provided do not bind the manufacturer. For more details, please contact your Manitou agent. This is not a contractually binding document. The presentation of the products is not contractually binding. List of specifications non-exhaustive. The logos as well as the visual identity of the company are owned by Manitou and cannot be used without authorisation. All rights reserved. The photos and diagrams contained in this brochure are only provided for consultation and information purposes.

MANITOU BF SA - Limited company with board of directors - Share capital: 39,668,399 euros - 857 802 508 RCS Nantes