

Technical sheet :

UNDERGROUND MINING PLATFORM



Technical characteristics

- Robust and shielded structure with multiple protective bumpers
- Legaly aproved for 3 people
- Plain floor or meshed floor.







Customer benefits

- Solution for specific applications in mining.
- Maximum safety when lifting people.

[The 3D picture at the top of this page is the reference PF 2000 / 1200 D MINING - 914730].

Technical characteristics		PF 2000 / 1200 D MINING	PF 2000 / 1200 D MINING (b)	PF 2000 / 1200 D MINING (US CA NZ AUS)	PF 2000 / 1200 D MINING (US CA NZ AUS) (b)	PM 2000 / 1200 FX D PF
Capacity including people (kg)		1200	1200	1200	1200	1200
Number of people		3	3	3	3	3
Distance to center of gravity (mm)		1035	1035	1035	1035	1035
Weight						
Overall weight (kg)		1150	1150	1150	1150	1150
Weight and dimensions						
Overall height (mm)	h17	1922	1922	1922	1922	1922
Overall length (mm)	l1	-	-	-	-	2118
Width (mm)		2000	2000	2000	2000	2246
Depth (mm)	p5	1300	1300	1300	1300	1300
Working Parameters						
Required machine equipment						

Machines compatibility		PF 2000 / 1200 D MINING	PF 2000 / 1200 D MINING (b)	PF 2000 / 1200 D MINING (US CA NZ AUS)	PF 2000 / 1200 D MINING (US CA NZ AUS) (b)	PM 2000 / 1200 FX D PF
Reference number		914730	-	-	-	52869503
MFX 1033 A Mining OLD		X	-	-	-	-
Reference number E-RECO		5272778	52746231	52747070	52746962	-
MHT 790 Mining ST5		-	X	-	X	-
MHT 790 ST5		-	X	-	X	-
MHT 10135 ST5		X	-	X	-	-
MHT 10160 ST5		X	-	X	-	-
MHT 10200 ST5		X	-	X	-	-
MHT 11250 Mining ST5		X	-	X	-	-
MHT 11250 ST5		X	-	X	-	-
MHT-X 790 ST3A		-	X	-	X	-
MHT-X 10135 ST3A		X	-	X	-	-
MHT-X 10160 ST3A		X	-	X	-	-
MHT-X 10200 ST3A		X	-	X	-	-
MHT-X 11250 Mining		X	-	X	-	-
MHT-X 11250 ST3A		X	-	X	-	-
MHT 790 OLD		-	X	-	X	-
MHT-X 790 OLD		-	X	-	X	-
MHT-X 790 Mining OLD		-	X	-	X	-

TABLE SYMBOL					
	No predisposition required		Hydraulic line		Return piping to hydraulic oil tank
	Electric predisposition		Platform predisposition		Tyre handler, cylinder handler predisposition



Head Office

B.P. 249 - 430 rue de l'Aubinière
44150 Ancenis Cedex - France

Tel: +33 (0)2 40 09 10 11 - Fax: +33 (0)2 40 09 10 97

www.manitou.com



This publication provides a description of the configuration versions and options for Manitou products, which may differ for equipment. The equipment presented in this brochure may be part of a series, as an option, or it may not be available, depending on the versions. Manitou reserves the right, at any time and without notice, to amend the specifications described and represented. The specifications provided do not bind the manufacturer. For more details, please contact your Manitou agent. This is not a contractually binding document. The presentation of the products is not contractually binding. List of specifications non-exhaustive. The logos as well as the visual identity of the company are owned by Manitou and cannot be used without authorisation. All rights reserved. The photos and diagrams contained in this brochure are only provided for consultation and information purposes.

MANITOU BF SA - Limited company with board of directors - Share capital: 39,668,399 euros - 857 802 508 RCS Nantes