

Technical sheet :

UNDERGROUND MINING PLATFORM







Customer benefits

- Efficient & safe cylinder handling solutions.
- Faster, safer maintenance leading to less production losses.
- Robust conception designed for mining sites conditions.
- Safety & Productivity: smooth and accurate cylinder catching and positioning.
- Permanent cylinder grip: no suspended load, no risk of sudden slippage or fall.
- As functional as a human wrist.







Technical characteristics

- Robust and shielded structure with multiple protective bumpers
- Legaly aproved for 3 people
- Plain floor or meshed floor.

[The 3D picture at the top of this page is the reference PF 2000 / 1200 D MINING - 914730].

Technical characteristics		PF 2000 / 1200 D MINING	PF 2000 / 1200 D MINING (b)	PF 2000 / 1200 D MINING (US CA NZ AUS)	PF 2000 / 1200 D MINING (US CA NZ AUS) (b)
Capacity including people (kg)		1200	1200	1200	1200
Number of people		3	3	3	3
Distance to center of gravity (mm)		1035	1035	1035	1035
Weight					
Overall weight (kg)		1150	1150	1150	1150
Weight and dimensions					
Overall height (mm)	h17	1922	1922	1922	1922
Width (mm)		2000	2000	2000	2000
Depth (mm)	p5	1300	1300	1300	1300
Working Parameters					
Machine Equipment					

Machines compatibility		PF 2000 / 1200 D MINING	PF 2000 / 1200 D MINING (b)	PF 2000 / 1200 D MINING (US CA NZ AUS)	PF 2000 / 1200 D MINING (US CA NZ AUS) (b)
Reference number		914730	-	-	-
MFT-X 1033 A Mining		X	-	-	-
Reference number E-RECO		5272778	52746231	52747070	52746962
MHT 790 Mining ST5		-	X	-	X
MHT 790 ST5		-	X	-	X
MHT 10135 ST5		X	-	X	-
MHT 10160 ST5		X	-	X	-
MHT 10200 ST5		X	-	X	-
MHT 11250 Mining ST5		X	-	X	-
MHT 11250 ST5		X	-	X	-
MHT-X 790 ST3A		-	X	-	X
MHT-X 10135 ST3A		X	-	X	-
MHT-X 10160 ST3A		X	-	X	-
MHT-X 10200 ST3A		X	-	X	-
MHT-X 11250 Mining		X	-	X	-
MHT-X 11250 ST3A		X	-	X	-
MHT 790 OLD		-	X	-	X
MHT-X 790 OLD		-	X	-	X
MHT-X 790 Mining OLD		-	X	-	X

TABLE SYMBOL					
	No predisposition required		Hydraulic line		Return piping to hydraulic oil tank
	Electric predisposition		Platform predisposition		Tyre handler, cylinder handler predisposition



Head Office

B.P. 249 - 430 rue de l'Aubinière

44150 Ancenis Cedex - France

Tel: +33 (0)2 40 09 10 11 - Fax: +33 (0)2 40 09 10 97

www.manitou.com



This publication provides a description of the configuration versions and options for Manitou products, which may differ for equipment. The equipment presented in this brochure may be part of a series, as an option, or it may not be available, depending on the versions. Manitou reserves the right, at any time and without notice, to amend the specifications described and represented. The specifications provided do not bind the manufacturer. For more details, please contact your Manitou agent. This is not a contractually binding document. The presentation of the products is not contractually binding. List of specifications non-exhaustive. The logos as well as the visual identity of the company are owned by Manitou and cannot be used without authorisation. All rights reserved. The photos and diagrams contained in this brochure are only provided for consultation and information purposes.

MANITOU BF SA - Limited company with board of directors - Share capital: 39,668,399 euros - 857 802 508 RCS Nantes