

Technical sheet :

SLIM TYRE HANDLER





Customer benefits

- A compact solution for all limited-access tyre removal operations.
- Fork-based concept (2 pairs of forks), suitable for underground mining trucks.
- Perfect tyre holding, fork covered with anti-slip material.
- Available on several telehandler types.
- Limited machine downtime.





Technical characteristics

- Maximum capacity up to 2900 kg / 6939 lb.
- Clamping with forks, 93 mm / 4 in thin.
- Accept a wide variety of tyre diameters.
- Compact design, centre of gravity stays close to the telehandler.
- Body rotation : $\pm 360^\circ$.
- Constant side shift : ± 100 mm / 4 in.
- Control: from cab or remote control (MHT).

[The 3D picture at the top of this page is the reference TH 35 / 2900 S - 939040].

Capacities		TH 33 / 2000 S	TH 35 / 2900 S
Capacity (kg)		2000	2900
Weight			
Overall weight (kg)		1160	1345
Weight and dimensions			
Overall height (mm)	h17	916	916
Overall length (mm)	l1	1743	1841
Forks section (mm)	s	93	107
Width (mm)		1360	1650
Arm length (mm)		1149	1199
Minimum diameter / Maximum diameter (mm)		480 / 2100	650 / 2650
Working Parameters			
Required machine equipment			
Rotation 1 (°)		360	360
Minimum opening (mm)		470	640
Maximum opening (mm)		2120	2700
Forks		4	4

Machines compatibility	TH 33 / 2000 S	TH 35 / 2900 S
Reference number	939039	939040
MT-X 733 Mining	X	-
MT-X 1033 Mining	X	-
MT-X 1033 A Mining	X	-
MHT-X 860 S2 OLD	X	X
MLT 845-100 H OLD	X	X
MLT 845-120 OLD	X	X
MLT-X 845-120 OLD	X	X
MLT-X 845-120 H OLD	X	X
Reference number E-RECO	939039	939040
MHT 790 Mining ST5	X	X
MHT 790 ST5	X	X
MHT-X 790 ST3A	X	X
MHT 790 OLD	X	X
MHT-X 790 OLD	X	X
MHT-X 790 Mining OLD	X	X
Reference number E-RECO 2	52721340	-
MRT 2260	X	-
MRT 2260 e	X	-
MRT 2570	X	-
MRT 2660	X	-
MRT 2660 e	X	-
MRT 3060	X	-
MRT 3570	X	-
MRT 3570 ES	X	-
MRT-X 2260	X	-
MRT-X 2570	X	-
MRT-X 2660	X	-
MRT-X 3060	X	-
MRT-X 3570	X	-
MRT-X 3570 ES	X	-

TABLE SYMBOL					
	No predisposition required		Hydraulic line		Return piping to hydraulic oil tank
	Electric predisposition		Platform predisposition		Tyre handler, cylinder handler predisposition



Head Office

B.P. 249 - 430 rue de l'Aubinière

44150 Ancenis Cedex - France

Tel: +33 (0)2 40 09 10 11 - Fax: +33 (0)2 40 09 10 97

www.manitou.com



This publication provides a description of the configuration versions and options for Manitou products, which may differ for equipment. The equipment presented in this brochure may be part of a series, as an option, or it may not be available, depending on the versions. Manitou reserves the right, at any time and without notice, to amend the specifications described and represented. The specifications provided do not bind the manufacturer. For more details, please contact your Manitou agent. This is not a contractually binding document. The presentation of the products is not contractually binding. List of specifications non-exhaustive. The logos as well as the visual identity of the company are owned by Manitou and cannot be used without authorisation. All rights reserved. The photos and diagrams contained in this brochure are only provided for consultation and information purposes.

MANITOU BF SA - Limited company with board of directors - Share capital: 39,668,399 euros - 857 802 508 RCS Nantes