

Technical sheet :

# SLIM TYRE HANDLER





## Customer benefits

- A compact solution for all limited-access tyre removal operations.
- Fork-based concept (2 pairs of forks), suitable for underground mining trucks.
- Perfect tyre holding, fork covered with anti-slip material.
- Available on several telehandler types.
- Limited machine downtime.







## Technical characteristics

- Maximum capacity up to 2900 kg / 6939 lb.
- Clamping with forks, 93 mm / 4 in thin.
- Accept a wide variety of tyre diameters.
- Compact design, centre of gravity stays close to the telehandler.
- Body rotation :  $\pm 360^\circ$ .
- Constant side shift :  $\pm 100$  mm / 4 in.
- Control: from cab or remote control (MHT).

[The 3D picture at the top of this page is the reference TH 35 / 2900 S - 939040].

| Capacities                               |     | TH 33 / 2000 S  | TH 35 / 2900 S  |
|--|-----|---|---|
| Capacity (kg)                            |     | 2000  | 2900  |
| Weight                                   |     |   |   |
| Overall weight (kg)                      |     | 1160  | 1345  |
| Weight and dimensions                    |     |   |   |
| Overall height (mm)                      | h17 | 916   | 916   |
| Overall length (mm)                      | l1  | 1743  | 1841  |
| Forks section (mm)                       | s   | 93  | 107   |
| Width (mm)                               |     | 1360  | 1650  |
| Arm length (mm)                          |     | 1149  | 1199  |
| Diameter minimum / Maximum diameter (mm) |     | 480 / 2100  | 650 / 2650  |
| Working Parameters                       |     |   |   |
| Machine Equipment                        |     |  |  |
| Rotation 1 (°)                           |     | 360   | 360   |
| Side shift (mm) (mm)                     |     | 100   | 100   |
| Opening minimum (mm)                     |     | 470   | 640   |
| Maximum opening (mm)                     |     | 2120  | 2700  |
| Forks                                    |     | 4   | 4   |

| Machines compatibility      | TH 33 / 2000 S | TH 35 / 2900 S |
|-----------------------------|----------------|----------------|
| Reference number            | 939039         | 939040         |
| MTX 733 Mining              | X              | -              |
| MTX 1033 Mining             | X              | -              |
| MTX 1033 A Mining           | X              | -              |
| MHT-X 860 S2 <b>OLD</b>     | X              | X              |
| MLT 845-100 H <b>OLD</b>    | X              | X              |
| MLT 845-120 <b>OLD</b>      | X              | X              |
| MLT-X 845-120 <b>OLD</b>    | X              | X              |
| MLT-X 845-120 H <b>OLD</b>  | X              | X              |
| Reference number E-RECO     | 939039         | 939040         |
| MHT 790 Mining ST5          | X              | X              |
| MHT 790 ST5                 | X              | X              |
| MHT-X 790 ST3A              | X              | X              |
| MHT 790 <b>OLD</b>          | X              | X              |
| MHT-X 790 <b>OLD</b>        | X              | X              |
| MHT-X 790 Mining <b>OLD</b> | X              | X              |
| Reference number E-RECO 2   | 52721340       | -              |
| MRT 2260                    | X              | -              |
| MRT 2260 e                  | X              | -              |
| MRT 2570                    | X              | -              |
| MRT 2660                    | X              | -              |
| MRT 2660 e                  | X              | -              |
| MRT 3060                    | X              | -              |
| MRT 3570                    | X              | -              |
| MRT 3570 ES                 | X              | -              |
| MRT-X 2260                  | X              | -              |
| MRT-X 2570                  | X              | -              |
| MRT-X 2660                  | X              | -              |
| MRT-X 3060                  | X              | -              |
| MRT-X 3570                  | X              | -              |
| MRT-X 3570 ES               | X              | -              |

| TABLE SYMBOL  |                            |   |                         |   |   |
|---|----------------------------|---|-------------------------|---|---|
|  | No predisposition required |  | Hydraulic line          |  | Return piping to hydraulic oil tank           |
|  | Electric predisposition    |  | Platform predisposition |  | Tyre handler, cylinder handler predisposition |



**Head Office**

B.P. 249 - 430 rue de l'Aubinière

44150 Ancenis Cedex - France

Tel: +33 (0)2 40 09 10 11 - Fax: +33 (0)2 40 09 10 97

[www.manitou.com](http://www.manitou.com)



This publication provides a description of the configuration versions and options for Manitou products, which may differ for equipment. The equipment presented in this brochure may be part of a series, as an option, or it may not be available, depending on the versions. Manitou reserves the right, at any time and without notice, to amend the specifications described and represented. The specifications provided do not bind the manufacturer. For more details, please contact your Manitou agent. This is not a contractually binding document. The presentation of the products is not contractually binding. List of specifications non-exhaustive. The logos as well as the visual identity of the company are owned by Manitou and cannot be used without authorisation. All rights reserved. The photos and diagrams contained in this brochure are only provided for consultation and information purposes.

MANITOU BF SA - Limited company with board of directors - Share capital: 39,668,399 euros - 857 802 508 RCS Nantes