

Technical sheet :

SLIM TYRE HANDLER





Customer benefits

- A compact solution for all limited-access tyre removal operations.
- Fork-based concept (2 pairs of forks), suitable for underground mining trucks.
- Perfect tyre holding, fork covered with anti-slip material.
- Available on several telehandler types.
- Limited machine downtime.







Technical characteristics

- Maximum capacity up to 2900 kg/6939 lbs.
- Clamping with forks, 93mm thin.
- Accept a wide variety of tyre diameters.
- Compact design, centre of gravity stays close to the telehandler.
- Body rotation : $\pm 360^\circ$.
- Constant side shift : ± 100 mm.
- Control: from cab or remote control (MHT).

[The 3D picture at the top of this page is the reference TH 35 / 2900 S - 939040].

Capacities		TH 33 / 2000 S	TH 35 / 2900 S
Capacity (lb)		4409	6393
Weight			
Overall weight (lb)		2557	2965
Weight and dimensions			
Overall height (in)	h17	3'	3'
Overall length (in)	l1	5' 9"	6'
Forks section (in)	s	4"	4"
Width (in)		4' 6"	5' 5"
Arm length (in)		3' 9"	3' 11"
Diameter minimum / Diameter maximum (in)		1' 7" / 6' 11"	2' 2" / 8' 8"
Working Parameters			
Machine Equipment			
Rotation 1 (°)		360	360
Side shift (in)		4"	4"
Forks		4	4
Opening minimum (in)		1' 7"	2' 1"
Opening maximum (in)		6' 11"	8' 10"

Machines compatibility	TH 33 / 2000 S	TH 35 / 2900 S
Reference number	939039	939040
MTX 733 Mining	X	-
MTX 1033 Mining	X	-
MTX 1033 A Mining	X	-
MHTX 860 S2 OLD	X	X
MLT 845-100 H OLD	X	X
MLT 845-120 OLD	X	X
MLTX 845-120 OLD	X	X
MLTX 845-120 H OLD	X	X
Reference number E-RECO	939039	939040
MHT 790 Mining ST5	X	X
MHT 790 ST5	X	X
MHTX 790 Mining	X	X
MHTX 790 ST3A	X	X
MHT 790 OLD	X	X
MHTX 790 OLD	X	X
Reference number E-RECO 2	52721340	-
MRT 2260	X	-
MRT 2260 e	X	-
MRT 2570	X	-
MRT 2660	X	-
MRT 2660 e	X	-
MRT 3060	X	-
MRT 3570	X	-
MRT 3570 ES	X	-
MRTX 2260	X	-
MRTX 2570	X	-
MRTX 2660	X	-
MRTX 3060	X	-
MRTX 3570	X	-
MRTX 3570 ES	X	-

TABLE SYMBOL					
	No predisposition required		Hydraulic line		Return piping to hydraulic oil tank
	Electric predisposition		Platform predisposition		Tyre handler, cylinder handler predisposition



Head Office

B.P. 249 - 430 rue de l'Aubinière

44150 Ancenis Cedex - France

Tel: +33 (0)2 40 09 10 11 - Fax: +33 (0)2 40 09 10 97

www.manitou.com



This publication provides a description of the configuration versions and options for Manitou products, which may differ for equipment. The equipment presented in this brochure may be part of a series, as an option, or it may not be available, depending on the versions. Manitou reserves the right, at any time and without notice, to amend the specifications described and represented. The specifications provided do not bind the manufacturer. For more details, please contact your Manitou agent. This is not a contractually binding document. The presentation of the products is not contractually binding. List of specifications non-exhaustive. The logos as well as the visual identity of the company are owned by Manitou and cannot be used without authorisation. All rights reserved. The photos and diagrams contained in this brochure are only provided for consultation and information purposes.

MANITOU BF SA - Limited company with board of directors - Share capital: 39,668,399 euros - 857 802 508 RCS Nantes