

Technical sheet :

AGRICULTURAL MULTIFUNCTION GRAB BUCKET - WE










Customer benefits

- Robust and versatile bucket suitable for dairy use and different agricultural applications.
- Complete opening >90° and powerful jaw allows working flush with walls.
- Perfect for handling wet manure, silage....
- Must-have tool for livestock farm.

Technical characteristics







- Welded teeth -WE.
- Handling materials with a density $\leq 1000 \text{ kg/m}^3$ / 62 lb/ft³.
- Dismountable sides, spill guard and 500 HB bolt-on cutting edge standard.
- Reinforced construction (base, blade and grab).
- Nitritized cylinders, all pins with "construction type" mounting.

[The 3D picture at the top of this page is the reference BG 1850 / 1050 DA WE - 52647326].

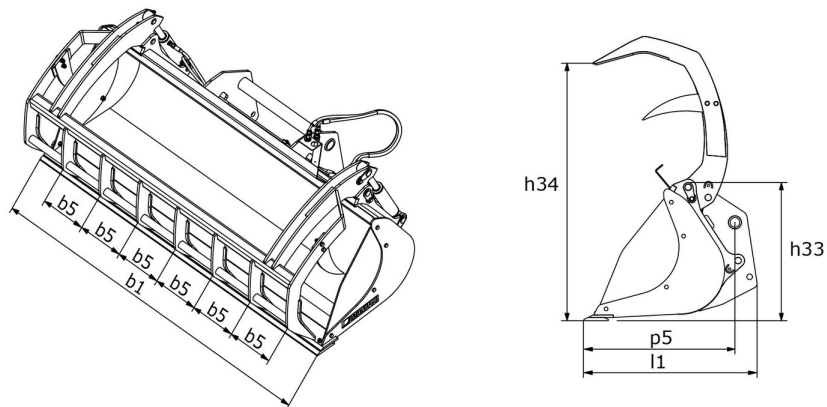
| Technical characteristics | | BG 1500 / 600 WE | BG 1500 / 850 WE | BG 1850 / 1050 DA WE | BG 2100 / 1200 WE | BG 2300 / 1350 WE | BG 2450 / 1400 WE | BG 2450 / 1700 WE |
|------------------------------------|-----|---|---|---|---|---|---|---|
| Distance to center of gravity (mm) | | 357 | 440 | 450 | 412 | 413 | 418 | 1021 |
| Capacities | | | | | | | | |
| Capacity (kg) | | 550 | 850 | 1059 | 1200 | 1335 | 1426 | 1695 |
| Heaped capacity (l) | | 550 | 850 | 1059 | 1200 | 1335 | 1426 | 1695 |
| Struck capacity (l) | | 340 | 521 | 650 | 740 | 813 | 868 | 1150 |
| Weight | | | | | | | | |
| Overall weight (kg) | | 382 | 580 | 696 | 745 | 785 | 813 | 895 |
| Weight and dimensions | | | | | | | | |
| Overall length (mm) | l1 | 1142 | 1263 | 1288 | 1280 | 1280 | 1280 | 1377 |
| Width (mm) | | 1500 | 1500 | 1850 | 2100 | 2300 | 2450 | 2450 |
| Closed grapple height (mm) | h33 | 798 | 1039 | 1033 | 1032 | 1031 | 1033 | 1124 |
| Opened grapple height (mm) | h34 | 1450 | 1777 | 1776 | 1776 | 1776 | 1776 | 1979 |
| Working Parameters | | | | | | | | |
| Machine Equipment | |  |  |  |  |  |  |  |
| Teeth | | 6 | 6 | 7 | 8 | 8 | 8 | 9 |
| Fork spread minimum (mm) | b5 | 278 | 280 | 285 | 280 | 309 | 330 | 289 |
| Maximum forks spread (mm) | b5 | 280 | 280 | 285 | 280 | 309 | 330 | 289 |
| Other Data for Attachments | | | | | | | | |
| Bolted wearplate (LDR) | | Standard | Standard | Standard | Standard | Standard | Standard | Standard |
| Wear plate hardness | | 500 | 500 | 500 | 500 | 500 | 500 | 500 |

| Machines compatibility | BG 1500 / 600 WE | BG 1500 / 850 WE | BG 1850 / 1050 DA WE | BG 2100 / 1200 WE | BG 2300 / 1350 WE | BG 2450 / 1400 WE | BG 2450 / 1700 WE |
|---------------------------------|------------------|------------------|----------------------|-------------------|-------------------|-------------------|-------------------|
| Reference number | - | 52651959 | 52647326 | 52647328 | 52647330 | 52647332 | 52549720 |
| Skid Steer Camage reference | - | 52651960 | - | - | - | - | - |
| All-Tach® | 52736705 | - | - | - | - | - | - |
| 4 point Camage | 52742062 | - | - | - | - | - | - |
| Euro Camage | 52742063 | - | - | - | - | - | - |
| AL530 | X | - | - | - | - | - | - |
| ALT950 | - | - | - | - | X | X | X |
| GCT 3-14 | X | - | - | - | - | - | - |
| GCT 3-14 | X | - | - | - | - | - | - |
| GCT 3-14 + | X | - | - | - | - | - | - |
| GCT 3-14+ | X | - | - | - | - | - | - |
| MLA 5-50 H | X | - | - | - | - | - | - |
| MLA-T 533-145 V+ - ST5 | - | - | - | - | X | X | X |
| MLT 420-60 H | - | X | - | - | - | - | - |
| MLT 625-75 H | - | - | X | - | - | - | - |
| MLT 630-115 | - | - | - | X | X | X | - |
| MLT 630-115 V | - | - | - | X | X | X | - |
| MLT 630-115 V CP | - | - | - | X | X | X | - |
| MLT 635-130 PS+ | - | - | - | - | - | X | X |
| MLT 635-140 V+ | - | - | - | - | - | X | X |
| MLT 730-115 V | - | - | - | X | X | X | - |
| MLT 730-115 V CP | - | - | - | X | X | X | - |
| MLT 733-115 LSU | - | - | - | - | - | X | X |
| MLT 737-130 PS+ | - | - | - | - | - | X | X |
| MLT 841-145 PS+ | - | - | - | - | - | X | X |
| MLT 850-145 V+ | - | - | - | - | - | - | X |
| MLT 937-115 | - | - | - | - | - | X | X |
| MLT 940-140 V+ | - | - | - | - | - | X | X |
| MLT 1041-145 PS+L | - | - | - | - | - | X | X |
| MLFX 625-75 H | - | - | X | - | - | - | - |
| MLFX 732 | - | - | - | - | - | X | - |
| MLFX 735 T LSU | - | - | - | - | - | X | X |
| MLFX 737-130 PS+ | - | - | - | - | - | X | X |
| MLFX 741 T LSU | - | - | - | - | - | X | X |
| MLFX 841 - 145 PS+ | - | - | - | - | - | X | X |
| MLFX 850-145 V+ | - | - | - | - | - | - | X |
| MLFX 1041-145 PS+L | - | - | - | - | - | X | X |
| ULM 412 H | X | - | - | - | - | - | - |
| ULM 412 H | X | - | - | - | - | - | - |
| ULM 415 H | X | - | - | - | - | - | - |
| ULM 415 H | X | - | - | - | - | - | - |
| MLT 630-105 ST4 OLD | - | - | - | X | X | X | - |
| MLT 630-105 V CP ST4 OLD | - | - | - | X | X | X | - |
| MLT 630-105 V ST4 OLD | - | - | - | X | X | X | - |
| MLT 635-130 PS+ ST4 OLD | - | - | - | - | - | X | X |
| MLT 635-140 V+ ST4 OLD | - | - | - | - | - | X | X |
| MLT 730-115 V CP ST4 OLD | - | - | - | X | X | X | - |
| MLT 730-115 V ST4 OLD | - | - | - | X | X | X | - |
| MLT 733-115 OLD | - | - | - | - | - | X | X |
| MLT 733-115 LSU ST4 OLD | - | - | - | - | - | X | X |
| MLT 733-115 ST4 OLD | - | - | - | - | - | X | X |
| MLT 737-130 PS+ ST4 OLD | - | - | - | - | - | X | X |
| MLT 741-140 V+ ST4 OLD | - | - | - | - | - | X | X |
| MLT 840-145 PS+ OLD | - | - | - | - | - | X | X |
| MLT 845-100 H OLD | - | - | - | - | - | X | X |
| MLT 845-120 OLD | - | - | - | - | - | X | X |
| MLT 940-140 V+ ST4 OLD | - | - | - | - | - | X | X |

| Machines compatibility | BG 1500 / 600 WE | BG 1500 / 850 WE | BG 1850 / 1050 DA WE | BG 2100 / 1200 WE | BG 2300 / 1350 WE | BG 2450 / 1400 WE | BG 2450 / 1700 WE |
|---------------------------------|------------------|------------------|----------------------|-------------------|-------------------|-------------------|-------------------|
| MLT 1040-145 PS+ L OLD | - | - | - | - | - | X | X |
| MLT-X 737-130 PS+ OLD | - | - | - | - | - | X | X |
| MLT-X 741-140 V+ S1 OLD | - | - | - | - | - | X | X |
| MLT-X 840-140 PS+ OLD | - | - | - | - | - | X | X |
| MLT-X 845-120 OLD | - | - | - | - | - | X | X |
| MLT-X 845-120 H OLD | - | - | - | - | - | X | X |
| MLT-X 1040-140 PS+ L OLD | - | - | - | - | - | X | X |

| TABLE SYMBOL | | | | | |
|---|----------------------------|---|-------------------------|---|---|
|  | No predisposition required |  | Hydraulic line |  | Return piping to hydraulic oil tank |
|  | Electric predisposition |  | Platform predisposition |  | Tyre handler, cylinder handler predisposition |

Agricultural Multifunction Grab Bucket - WE - Dimensional drawing





Head Office

B.P. 249 - 430 rue de l'Aubinière

44150 Ancenis Cedex - France

Tel: +33 (0)2 40 09 10 11 - Fax: +33 (0)2 40 09 10 97

www.manitou.com



This publication provides a description of the configuration versions and options for Manitou products, which may differ for equipment. The equipment presented in this brochure may be part of a series, as an option, or it may not be available, depending on the versions. Manitou reserves the right, at any time and without notice, to amend the specifications described and represented. The specifications provided do not bind the manufacturer. For more details, please contact your Manitou agent. This is not a contractually binding document. The presentation of the products is not contractually binding. List of specifications non-exhaustive. The logos as well as the visual identity of the company are owned by Manitou and cannot be used without authorisation. All rights reserved. The photos and diagrams contained in this brochure are only provided for consultation and information purposes.

MANITOU BF SA - Limited company with board of directors - Share capital: 39,668,399 euros - 857 802 508 RCS Nantes