

Technical sheet :

# CONSTRUCTION BUCKET

---



---

## Technical characteristics

- Wide range of bucket capacities from 500 L / 18 ft<sup>3</sup> to 1500 L / 53 ft<sup>3</sup> / 18 ft<sup>3</sup>.
- Construction bucket suitable for handling materials with a density  $\leq 2100$  kg/m<sup>3</sup> / 131 lb/ft<sup>3</sup>.
- Bucket equipped with interchangeable teeth for better longevity.
- Bucket to be used on machines equipped with an integrated side shift carriage ("TSDL").







## Customer benefits

- Durable bucket designed for an intensive use: digging, soil or rubble handling applications.
- Specially created for building site and earthwork.
- Very rigid structure that ensures excellent bucket longevity.
- Bucket fitted with teeth made for an easy and powerful penetration on earth.

Technical characteristics		CBC 500L / 1500	CBC 650L / 1850	CBC 700L / 1950	CBC 750L / 2100	CBC 800L / 2250	CBC 900L / 2450	CBC 1000L / 2500	CBC 1500L / 2500
Distance to center of gravity (mm)		360	360	360	360	355	365	377	373
<b>Capacities</b>									
Capacity (kg)		1090	1419	1461	1613	1709	1875	2100	3150
Heaped capacity (l)		519	676	696	768	814	893	1000	1500
Struck capacity (l)		435	541	574	616	666	728	760	1159
<b>Weight</b>									
Overall weight (kg)		280	320	330	345	366	391	693	669
<b>Weight and dimensions</b>									
Overall height (mm)	h17	810	810	810	810	810	810	805	957
Overall length (mm)	l1	1048	1048	1048	1048	1026	1026	1001	1201
Width (mm)		1500	1850	1950	2100	2250	2450	2500	2500
<b>Working Parameters</b>									
Required machine equipment		✗	✗	✗	✗	✗	✗	✗	✗
Teeth		4	6	6	6	6	8	8	8
Minimum forks spread (mm)	b5	290	257	271	293	314	266	266	266

Machines compatibility	CBC 500L / 1500	CBC 650L / 1850	CBC 700L / 1950	CBC 750L / 2100	CBC 800L / 2250	CBC 900L / 2450	CBC 1000L / 2500	CBC 1500L / 2500
Reference number	654474	654473	654472	654475	654471	654470	-	-
Skid Steer Cargame reference	52000784	-	-	-	-	-	-	-
MLT 420-60 H	X	-	-	-	-	-	-	-
MLT 630-115 (S1)	-	-	-	X	X	-	-	-
MLT 630-115 (S2)	-	-	-	X	X	-	-	-
MLT 630-115 V (S1)	-	-	-	X	X	-	-	-
MLT 630-115 V (S2)	-	-	-	X	X	-	-	-
MLT 630-115 V CP (S1)	-	-	-	X	X	-	-	-
MLT 630-115 V CP (S2)	-	-	-	X	X	-	-	-
MLT 635-130 PS+ (S1)	-	-	-	-	-	X	-	-
MLT 635-130 PS+ (S2)	-	-	-	-	-	X	-	-
MLT 635-140 V+ (S1)	-	-	-	-	-	X	-	-
MLT 635-140 V+ (S2)	-	-	-	-	-	X	-	-
MLT 730-115 V (S1)	-	-	-	X	X	-	-	-
MLT 730-115 V (S2)	-	-	-	X	X	-	-	-
MLT 730-115 V CP (S1)	-	-	-	X	X	-	-	-
MLT 730-115 V CP (S2)	-	-	-	X	X	-	-	-
MLT 733-115	-	-	-	-	-	X	-	-
MLT 733-115 (S2)	-	-	-	-	-	X	-	-
MLT 733-115 LSU (S1)	-	-	-	-	-	X	-	-
MLT 737-130 PS+ (S1)	-	-	-	-	-	X	-	-
MLT 738-130 PS+ (S1)	-	-	-	-	-	X	-	-
MLT 741-130 PS+ (S1)	-	-	-	-	X	X	-	-
MLT 741-140 V+ (S1)	-	-	-	-	X	X	-	-
MLT 742-130 PS+ (S1)	-	-	-	-	-	X	-	-
MLT 742-140 V+ (S1)	-	-	-	-	-	X	-	-
MLT 841-145 PS+	-	-	-	-	-	X	-	-
MLT 850-145 V+	-	-	-	-	-	X	-	-
MLT 1041-145 PS+L	-	-	-	-	-	X	-	-
MLFX 732	-	-	-	-	-	X	-	-
MLFX 735 T LSU	-	-	-	-	-	X	-	-
MLFX 737-130 PS+ (S2)	-	-	-	-	-	X	-	-
MLFX 738-130 PS+ (S1)	-	-	-	-	-	X	-	-
MLFX 841 - 145 PS+	-	-	-	-	-	X	-	-
MLFX 850-145 V+	-	-	-	-	-	X	-	-
MLFX 1041-145 PS+L	-	-	-	-	-	X	-	-
MT 420 H	X	-	-	-	-	-	-	-
MT 625 e	-	X	-	-	-	-	-	-
MT 625 H	-	X	-	-	-	-	-	-
MT 625 H Comfort	-	X	-	-	-	-	-	-
MT 625 HA	-	X	-	-	-	-	-	-
MT 730 H	-	-	X	-	-	-	-	-
MT 735 75D ST5	-	-	-	-	X	X	-	-
MT 930 H	-	-	X	-	-	-	-	-
MT 930 HA	-	-	X	-	-	-	-	-
MT 935 75D ST5	-	-	-	-	X	X	-	-
MT 1135 75 D	-	-	-	-	X	X	-	-
MT 1135	-	-	-	-	-	X	-	-
MT 1135 H 100D	-	-	-	-	X	X	-	-
MT 1335 75D ST5	-	-	-	-	X	X	-	-
MT 1335 100D ST5	-	-	-	-	X	X	-	-
MT 1335	-	-	-	-	-	X	-	-
MT 1335 H 75D ST5	-	-	-	-	X	X	-	-
MT 1335 H 100D ST5	-	-	-	-	X	X	-	-
MT 1335 HA 75D ST5	-	-	-	-	X	X	-	-
MT 1335 HA 100D ST5	-	-	-	-	X	X	-	-
MT 1440	-	-	X	-	X	X	-	-
MT 1440 A	-	-	X	-	X	X	-	-
MT 1440 e	X	-	-	-	X	X	-	-
MT 1440 HA	-	-	X	-	X	X	-	-
MT 1840	-	-	-	-	X	X	-	-
MT 1840 A	-	-	-	-	X	X	-	-

Machines compatibility	CBC 500L / 1500	CBC 650L / 1850	CBC 700L / 1950	CBC 750L / 2100	CBC 800L / 2250	CBC 900L / 2450	CBC 1000L / 2500	CBC 1500L / 2500
MT 1840 e	X	-	-	-	X	X	-	-
MT 1840 HA	-	-	-	-	X	X	-	-
MTX 420 H	X	-	-	-	-	-	-	-
MTX 735	-	-	-	-	X	X	-	-
MTX 1135	-	-	-	-	X	X	-	-
MTX 1440	-	-	X	-	X	X	-	-
MTX 1440 A	-	-	X	-	X	X	-	-
MTX 1840	-	-	-	-	X	X	-	-
MTX 1840 A	-	-	-	-	X	X	-	-
MXT 840 P	-	-	-	-	-	X	-	-
MXT 1740 P	-	-	-	-	-	X	-	-
MLT 630-105 ST4 <b>OLD</b>	-	-	-	X	X	-	-	-
MLT 630-105 V CP ST4 <b>OLD</b>	-	-	-	X	X	-	-	-
MLT 630-105 V ST4 <b>OLD</b>	-	-	-	X	X	-	-	-
MLT 635-130 PS+ ST4 <b>OLD</b>	-	-	-	-	-	X	-	-
MLT 635-140 V+ ST4 <b>OLD</b>	-	-	-	-	-	X	-	-
MLT 730-115 V CP ST4 <b>OLD</b>	-	-	-	X	X	-	-	-
MLT 730-115 V ST4 <b>OLD</b>	-	-	-	X	X	-	-	-
MLT 733-115 LSU ST4 <b>OLD</b>	-	-	-	-	-	X	-	-
MLT 733-115 ST4 <b>OLD</b>	-	-	-	-	-	X	-	-
MLT 737-130 PS+ ST4 <b>OLD</b>	-	-	-	-	-	X	-	-
MLT 741-140 V+ ST4 <b>OLD</b>	-	-	-	-	X	X	-	-
MLT 840-145 PS+ <b>OLD</b>	-	-	-	-	-	X	-	-
MLT 845-100 H <b>OLD</b>	-	-	-	-	-	X	-	-
MLT 845-120 <b>OLD</b>	-	-	-	-	-	X	-	-
MLTX 737-130 PS+ <b>OLD</b>	-	-	-	-	X	X	-	-
MLTX 741-140 V+ S1 <b>OLD</b>	-	-	-	-	X	X	-	-
MLTX 840-140 PS+ <b>OLD</b>	-	-	-	-	-	X	-	-
MLTX 845-120 <b>OLD</b>	-	-	-	-	-	X	-	-
MLTX 845-120 H <b>OLD</b>	-	-	-	-	-	X	-	-
MT 733 Easy <b>OLD</b>	-	-	-	-	-	X	-	-
MT 933 Easy <b>OLD</b>	-	-	-	-	-	X	-	-
MT 1033 easy <b>OLD</b>	-	-	-	-	X	X	-	-
MTX 733 <b>OLD</b>	-	-	-	-	-	X	-	-
MTX 1033 <b>OLD</b>	-	-	-	-	X	X	-	-
<b>Reference number E-RECO</b>	-	-	-	-	-	-	939163	939164
MHT 790	-	-	-	-	-	-	X	X
MHT 790 Mining ST5	-	-	-	-	-	-	X	X
MHT 790 ST5	-	-	-	-	-	-	X	X
MHTX 790 ST3A	-	-	-	-	-	-	X	X
MHTX 790 <b>OLD</b>	-	-	-	-	-	-	X	X
MHTX 790 Mining <b>OLD</b>	-	-	-	-	-	-	X	X

TABLE SYMBOL					
	No predisposition required		Hydraulic line		Return piping to hydraulic oil tank
	Electric predisposition		Platform predisposition		Tyre handler, cylinder handler predisposition



**Head Office**

B.P. 249 - 430 rue de l'Aubinière

44150 Ancenis Cedex - France

Tel: +33 (0)2 40 09 10 11 - Fax: +33 (0)2 40 09 10 97

[www.manitou.com](http://www.manitou.com)



This publication provides a description of the configuration versions and options for Manitou products, which may differ for equipment. The equipment presented in this brochure may be part of a series, as an option, or it may not be available, depending on the versions. Manitou reserves the right, at any time and without notice, to amend the specifications described and represented. The specifications provided do not bind the manufacturer. For more details, please contact your Manitou agent. This is not a contractually binding document. The presentation of the products is not contractually binding. List of specifications non-exhaustive. The logos as well as the visual identity of the company are owned by Manitou and cannot be used without authorisation. All rights reserved. The photos and diagrams contained in this brochure are only provided for consultation and information purposes.

MANITOU BF SA - Limited company with board of directors - Share capital: 39,668,399 euros - 857 802 508 RCS Nantes