

Technical sheet :

# CONSTRUCTION BUCKET



## Technical characteristics

- Wide range of bucket capacities from 500 L / 18 ft<sup>3</sup> to 1500 L / 53 ft<sup>3</sup> / 18 ft<sup>3</sup>.
- Construction bucket suitable for handling materials with a density  $\leq 2100$  kg/m<sup>3</sup> / 131 lb/ft<sup>3</sup>.
- Bucket equipped with interchangeable teeth for better longevity.
- Bucket to be used on machines equipped with an integrated side shift carriage ("TSDL").







## Customer benefits

- Durable bucket designed for an intensive use: digging, soil or rubble handling applications.
- Specially created for building site and earthwork.
- Very rigid structure that ensures excellent bucket longevity.
- Bucket fitted with teeth made for an easy and powerful penetration on earth.

| Technical characteristics          |     | CBC 500L / 1500 | CBC 650L / 1850 | CBC 700L / 1950 | CBC 750L / 2100 | CBC 800L / 2250 | CBC 900L / 2450 | CBC 1000L / 2500 | CBC 1500L / 2500 |
|------------------------------------|-----|-----------------|-----------------|-----------------|-----------------|-----------------|-----------------|------------------|------------------|
| Distance to center of gravity (mm) |     | 360             | 360             | 360             | 360             | 355             | 365             | 377              | 373              |
| <b>Capacities</b>                  |     |                 |                 |                 |                 |                 |                 |                  |                  |
| Capacity (kg)                      |     | 1090            | 1419            | 1461            | 1613            | 1709            | 1875            | 2100             | 3150             |
| Heaped capacity (l)                |     | 519             | 676             | 696             | 768             | 814             | 893             | 1000             | 1500             |
| Struck capacity (l)                |     | 435             | 541             | 574             | 616             | 666             | 728             | 760              | 1159             |
| <b>Weight</b>                      |     |                 |                 |                 |                 |                 |                 |                  |                  |
| Overall weight (kg)                |     | 280             | 320             | 330             | 345             | 366             | 391             | 693              | 669              |
| <b>Weight and dimensions</b>       |     |                 |                 |                 |                 |                 |                 |                  |                  |
| Overall height (mm)                | h17 | 810             | 810             | 810             | 810             | 810             | 810             | 805              | 957              |
| Overall length (mm)                | l1  | 1048            | 1048            | 1048            | 1048            | 1026            | 1026            | 1001             | 1201             |
| Width (mm)                         |     | 1500            | 1850            | 1950            | 2100            | 2250            | 2450            | 2500             | 2500             |
| <b>Working Parameters</b>          |     |                 |                 |                 |                 |                 |                 |                  |                  |
| Required machine equipment         |     | ✗               | ✗               | ✗               | ✗               | ✗               | ✗               | ✗                | ✗                |
| Teeth                              |     | 4               | 6               | 6               | 6               | 6               | 8               | 8                | 8                |
| Minimum forks spread (mm)          | b5  | 290             | 257             | 271             | 293             | 314             | 266             | 266              | 266              |

| Machines compatibility        | CBC 500L / 1500 | CBC 650L / 1850 | CBC 700L / 1950 | CBC 750L / 2100 | CBC 800L / 2250 | CBC 900L / 2450 | CBC 1000L / 2500 | CBC 1500L / 2500 |
|-------------------------------|-----------------|-----------------|-----------------|-----------------|-----------------|-----------------|------------------|------------------|
| Reference number              | 654474          | 654473          | 654472          | 654475          | 654471          | 654470          | -                | -                |
| Skid Steer Carriage reference | 52000784        | -               | -               | -               | -               | -               | -                | -                |
| MLT 420-60 H                  | X               | -               | -               | -               | -               | -               | -                | -                |
| MLT 630-115 (S1)              | -               | -               | -               | X               | X               | -               | -                | -                |
| MLT 630-115 (S2)              | -               | -               | -               | X               | X               | -               | -                | -                |
| MLT 630-115 V (S1)            | -               | -               | -               | X               | X               | -               | -                | -                |
| MLT 630-115 V (S2)            | -               | -               | -               | X               | X               | -               | -                | -                |
| MLT 630-115 V CP (S1)         | -               | -               | -               | X               | X               | -               | -                | -                |
| MLT 630-115 V CP (S2)         | -               | -               | -               | X               | X               | -               | -                | -                |
| MLT 635-130 PS+ (S1)          | -               | -               | -               | -               | -               | X               | -                | -                |
| MLT 635-130 PS+ (S2)          | -               | -               | -               | -               | -               | X               | -                | -                |
| MLT 635-140 V+ (S1)           | -               | -               | -               | -               | -               | X               | -                | -                |
| MLT 635-140 V+ (S2)           | -               | -               | -               | -               | -               | X               | -                | -                |
| MLT 730-115 V (S1)            | -               | -               | -               | X               | X               | -               | -                | -                |
| MLT 730-115 V (S2)            | -               | -               | -               | X               | X               | -               | -                | -                |
| MLT 730-115 V CP (S1)         | -               | -               | -               | X               | X               | -               | -                | -                |
| MLT 730-115 V CP (S2)         | -               | -               | -               | X               | X               | -               | -                | -                |
| MLT 733-115                   | -               | -               | -               | -               | -               | X               | -                | -                |
| MLT 733-115 (S2)              | -               | -               | -               | -               | -               | X               | -                | -                |
| MLT 733-115 LSU (S1)          | -               | -               | -               | -               | -               | X               | -                | -                |
| MLT 737-130 PS+ (S1)          | -               | -               | -               | -               | -               | X               | -                | -                |
| MLT 738-130 PS+ (S1)          | -               | -               | -               | -               | -               | X               | -                | -                |
| MLT 741-130 PS+ (S1)          | -               | -               | -               | -               | X               | X               | -                | -                |
| MLT 741-140 V+ (S1)           | -               | -               | -               | -               | X               | X               | -                | -                |
| MLT 742-130 PS+ (S1)          | -               | -               | -               | -               | -               | X               | -                | -                |
| MLT 742-140 V+ (S1)           | -               | -               | -               | -               | -               | X               | -                | -                |
| MLT 841-145 PS+               | -               | -               | -               | -               | -               | X               | -                | -                |
| MLT 850-145 V+                | -               | -               | -               | -               | -               | X               | -                | -                |
| MLT 1041-145 PS+L             | -               | -               | -               | -               | -               | X               | -                | -                |
| MLFX 732                      | -               | -               | -               | -               | -               | X               | -                | -                |
| MLFX 735 T LSU                | -               | -               | -               | -               | -               | X               | -                | -                |
| MLFX 738-130 PS+ (S1)         | -               | -               | -               | -               | -               | X               | -                | -                |
| MLFX 841 - 145 PS+            | -               | -               | -               | -               | -               | X               | -                | -                |
| MLFX 850-145 V+               | -               | -               | -               | -               | -               | X               | -                | -                |
| MLFX 1041-145 PS+L            | -               | -               | -               | -               | -               | X               | -                | -                |
| MT 420 H                      | X               | -               | -               | -               | -               | -               | -                | -                |
| MT 625 e                      | -               | X               | -               | -               | -               | -               | -                | -                |
| MT 625 H                      | -               | X               | -               | -               | -               | -               | -                | -                |
| MT 625 H Comfort              | -               | X               | -               | -               | -               | -               | -                | -                |
| MT 730 H                      | -               | -               | X               | -               | -               | -               | -                | -                |
| MT 735 75D ST5                | -               | -               | -               | -               | X               | X               | -                | -                |
| MT 930 H                      | -               | -               | X               | -               | -               | -               | -                | -                |
| MT 935 75D ST5                | -               | -               | -               | -               | X               | X               | -                | -                |
| MT 1135 75 D                  | -               | -               | -               | -               | X               | X               | -                | -                |
| MT 1135                       | -               | -               | -               | -               | -               | X               | -                | -                |
| MT 1135 H 100D                | -               | -               | -               | -               | X               | X               | -                | -                |
| MT 1335 75D ST5               | -               | -               | -               | -               | X               | X               | -                | -                |
| MT 1335 100D ST5              | -               | -               | -               | -               | X               | X               | -                | -                |
| MT 1335 H 75D ST5             | -               | -               | -               | -               | X               | X               | -                | -                |
| MT 1335 H 100D ST5            | -               | -               | -               | -               | X               | X               | -                | -                |
| MT 1335 HA 75D ST5            | -               | -               | -               | -               | X               | X               | -                | -                |
| MT 1335 HA 100D ST5           | -               | -               | -               | -               | X               | X               | -                | -                |
| MT 1440                       | -               | -               | X               | -               | X               | X               | -                | -                |
| MT 1440 e                     | X               | -               | -               | -               | X               | X               | -                | -                |
| MT 1840                       | -               | -               | -               | -               | X               | X               | -                | -                |
| MT 1840 e                     | X               | -               | -               | -               | X               | X               | -                | -                |
| MT-X 420 H                    | X               | -               | -               | -               | -               | -               | -                | -                |
| MT-X 735                      | -               | -               | -               | -               | X               | X               | -                | -                |
| MT-X 1135                     | -               | -               | -               | -               | X               | X               | -                | -                |
| MT-X 1440                     | -               | -               | X               | -               | X               | X               | -                | -                |
| MT-X 1840                     | -               | -               | -               | -               | X               | X               | -                | -                |
| MXT 840 P                     | -               | -               | -               | -               | -               | X               | -                | -                |

| Machines compatibility           | CBC 500L / 1500 | CBC 650L / 1850 | CBC 700L / 1950 | CBC 750L / 2100 | CBC 800L / 2250 | CBC 900L / 2450 | CBC 1000L / 2500 | CBC 1500L / 2500 |
|----------------------------------|-----------------|-----------------|-----------------|-----------------|-----------------|-----------------|------------------|------------------|
| <b>MXT 1740 P</b>                | -               | -               | -               | -               | -               | X               | -                | -                |
| MLT 630-105 ST4 <b>OLD</b>       | -               | -               | -               | X               | X               | -               | -                | -                |
| MLT 630-105 V CP ST4 <b>OLD</b>  | -               | -               | -               | X               | X               | -               | -                | -                |
| MLT 630-105 V ST4 <b>OLD</b>     | -               | -               | -               | X               | X               | -               | -                | -                |
| MLT 635-130 PS+ ST4 <b>OLD</b>   | -               | -               | -               | -               | -               | X               | -                | -                |
| MLT 635-140 V+ ST4 <b>OLD</b>    | -               | -               | -               | -               | -               | X               | -                | -                |
| MLT 730-115 V CP ST4 <b>OLD</b>  | -               | -               | -               | X               | X               | -               | -                | -                |
| MLT 730-115 V ST4 <b>OLD</b>     | -               | -               | -               | X               | X               | -               | -                | -                |
| MLT 733-115 LSU ST4 <b>OLD</b>   | -               | -               | -               | -               | -               | X               | -                | -                |
| MLT 733-115 ST4 <b>OLD</b>       | -               | -               | -               | -               | -               | X               | -                | -                |
| MLT 737-130 PS+ ST4 <b>OLD</b>   | -               | -               | -               | -               | -               | X               | -                | -                |
| MLT 741-140 V+ ST4 <b>OLD</b>    | -               | -               | -               | -               | X               | X               | -                | -                |
| MLT 840-145 PS+ <b>OLD</b>       | -               | -               | -               | -               | -               | X               | -                | -                |
| MLT 845-100 H <b>OLD</b>         | -               | -               | -               | -               | -               | X               | -                | -                |
| MLT 845-120 <b>OLD</b>           | -               | -               | -               | -               | -               | X               | -                | -                |
| MLTX 737-130 PS+ <b>OLD</b>      | -               | -               | -               | -               | X               | X               | -                | -                |
| MLTX 737-130 PS+ (S2) <b>OLD</b> | -               | -               | -               | -               | -               | X               | -                | -                |
| MLTX 741-140 V+ S1 <b>OLD</b>    | -               | -               | -               | -               | X               | X               | -                | -                |
| MLTX 840-140 PS+ <b>OLD</b>      | -               | -               | -               | -               | -               | X               | -                | -                |
| MLTX 845-120 <b>OLD</b>          | -               | -               | -               | -               | -               | X               | -                | -                |
| MLTX 845-120 H <b>OLD</b>        | -               | -               | -               | -               | -               | X               | -                | -                |
| MT 625 HA <b>OLD</b>             | -               | X               | -               | -               | -               | -               | -                | -                |
| MT 733 Easy <b>OLD</b>           | -               | -               | -               | -               | -               | X               | -                | -                |
| MT 930 HA <b>OLD</b>             | -               | -               | X               | -               | -               | -               | -                | -                |
| MT 933 Easy <b>OLD</b>           | -               | -               | -               | -               | -               | X               | -                | -                |
| MT 1033 easy <b>OLD</b>          | -               | -               | -               | -               | X               | X               | -                | -                |
| MT 1335 <b>OLD</b>               | -               | -               | -               | -               | -               | X               | -                | -                |
| MT 1440 A ST4 <b>OLD</b>         | -               | -               | X               | -               | X               | X               | -                | -                |
| MT 1440 HA ST4 <b>OLD</b>        | -               | -               | X               | -               | X               | X               | -                | -                |
| MT 1840 A STG4 <b>OLD</b>        | -               | -               | -               | -               | X               | X               | -                | -                |
| MT 1840 HA ST4 <b>OLD</b>        | -               | -               | -               | -               | X               | X               | -                | -                |
| MTX 733 <b>OLD</b>               | -               | -               | -               | -               | -               | X               | -                | -                |
| MTX 1033 <b>OLD</b>              | -               | -               | -               | -               | X               | X               | -                | -                |
| MTX 1440 A <b>OLD</b>            | -               | -               | X               | -               | X               | X               | -                | -                |
| MTX 1840 A <b>OLD</b>            | -               | -               | -               | -               | X               | X               | -                | -                |
| <b>Reference number E-RECO</b>   | -               | -               | -               | -               | -               | -               | 939163           | 939164           |
| <b>MHT 790 Mining ST5</b>        | -               | -               | -               | -               | -               | -               | X                | X                |
| <b>MHT 790 ST5</b>               | -               | -               | -               | -               | -               | -               | X                | X                |
| <b>MHTX 790 ST3A</b>             | -               | -               | -               | -               | -               | -               | X                | X                |
| MHT 790 <b>OLD</b>               | -               | -               | -               | -               | -               | -               | X                | X                |
| MHTX 790 <b>OLD</b>              | -               | -               | -               | -               | -               | -               | X                | X                |
| MHTX 790 Mining <b>OLD</b>       | -               | -               | -               | -               | -               | -               | X                | X                |

| TABLE SYMBOL  |                            |   |                         |   |   |
|---|----------------------------|---|-------------------------|---|---|
|  | No predisposition required |  | Hydraulic line          |  | Return piping to hydraulic oil tank           |
|  | Electric predisposition    |  | Platform predisposition |  | Tyre handler, cylinder handler predisposition |



 **MANITOU**  
**HANDLING YOUR WORLD**

**Head Office**

B.P. 249 - 430 rue de l'Aubinière  
44150 Ancenis Cedex - France

Tel: +33 (0)2 40 09 10 11 - Fax: +33 (0)2 40 09 10 97

[www.manitou.com](http://www.manitou.com)



This publication provides a description of the configuration versions and options for Manitou products, which may differ for equipment. The equipment presented in this brochure may be part of a series, as an option, or it may not be available, depending on the versions. Manitou reserves the right, at any time and without notice, to amend the specifications described and represented. The specifications provided do not bind the manufacturer. For more details, please contact your Manitou agent. This is not a contractually binding document. The presentation of the products is not contractually binding. List of specifications non-exhaustive. The logos as well as the visual identity of the company are owned by Manitou and cannot be used without authorisation. All rights reserved. The photos and diagrams contained in this brochure are only provided for consultation and information purposes.

MANITOU BF SA - Limited company with board of directors - Share capital: 39,668,399 euros - 857 802 508 RCS Nantes