

Technical sheet :

GENERAL PURPOSE BUCKET



Technical characteristics

- Wide range of bucket capacities.
- Recovery bucket suitable for handling materials with a density $\leq 2100 \text{ kg/m}^3 / 131 \text{ lb/ft}^3$.
- Reinforced structure (base, blade, sides).
- Optional "LDR" 500 HB bolt-on wear plate.
- TSDL : Bucket to be used on machines equipped with an integrated side shift carriage.
- Note: road circulation kit mandatory in Italy. Contact your dealer.

[The 3D picture at the top of this page is the reference CBR 730 / 1850 - 52000369].

Customer benefits

- General purpose attachment for a daily use.
- Basic attachment for loading and unloading operations.
- Robust and easy to use this bucket meets the needs of very different work fields.
- Ideal bucket for handling bulk materials: sand & gravel, earth, broken glass etc.




| Capacities | | CBR 600 / 1500 | CBR 730 / 1850 | CBR 780 / 1950 | CBR 850 / 2100 | CBR 900 / 2250 | CBR 1000 / 2450 | CBR 1000 / 2500 |
|----------------------------|-----|----------------|----------------|----------------|----------------|----------------|-----------------|-----------------|
| Capacity (kg) | | 1224 | 1543 | 1634 | 1770 | 1898 | 2079 | 2100 |
| Heaped capacity (l) | | 583 | 735 | 778 | 843 | 904 | 990 | 1000 |
| Struck capacity (l) | | 487 | 600 | 663 | 685 | 736 | 804 | 822 |
| Weight | | | | | | | | |
| Overall weight (kg) | | 274 | 318 | 328 | 358 | 360 | 381 | 664 |
| Weight and dimensions | | | | | | | | |
| Overall height (mm) | h17 | 776 | 794 | 775 | 775 | 775 | 775 | 815 |
| Overall length (mm) | l1 | 845 | 815 | 815 | 838 | 815 | 815 | 960 |
| Width (mm) | | 1500 | 1850 | 1950 | 2100 | 2250 | 2450 | 2500 |
| Working Parameters | | | | | | | | |
| Required machine equipment | | × | × | × | × | × | × | × |
| Other Data for Attachments | | | | | | | | |
| Bolted wearplate (LDR) | | Not Standard | Not Standard | Not Standard | Not Standard | Not Standard | Not Standard | Standard |

| Machines compatibility | CBR 600 / 1500 | CBR 730 / 1850 | CBR 780 / 1950 | CBR 850 / 2100 | CBR 900 / 2250 | CBR 1000 / 2450 | CBR 1000 / 2500 |
|---|----------------|----------------|----------------|----------------|----------------|-----------------|-----------------|
| Reference number | 570614 | 571831 | 570613 | 653047 | 653749 | 654716 | - |
| Reference number with bolted wearplate (WP) | 52584881 | 52000369 | - | - | - | 52000370 | 52645107 |
| Skid Steer Carriage reference | 52000783 | - | - | - | - | - | - |
| ALT950 | - | - | - | - | - | X | - |
| MLA-T 533-145 V+ - ST5 | - | - | - | - | - | X | - |
| MLT 420-60 H | X | - | - | - | - | - | - |
| MLT 625-75 H | - | X | - | - | - | - | - |
| MLT 625 e | - | X | - | - | - | - | - |
| MLT 630-115 (S1) | - | - | - | X | X | - | - |
| MLT 630-115 (S2) | - | - | - | X | X | - | - |
| MLT 630-115 V (S1) | - | - | - | X | X | - | - |
| MLT 630-115 V (S2) | - | - | - | X | X | - | - |
| MLT 630-115 V CP (S1) | - | - | - | X | X | - | - |
| MLT 630-115 V CP (S2) | - | - | - | X | X | - | - |
| MLT 635-130 PS+ (S1) | - | - | - | - | - | X | - |
| MLT 635-130 PS+ (S2) | - | - | - | - | - | X | - |
| MLT 635-140 V+ (S1) | - | - | - | - | - | X | - |
| MLT 635-140 V+ (S2) | - | - | - | - | - | X | - |
| MLT 730-115 V (S1) | - | - | - | X | X | - | - |
| MLT 730-115 V (S2) | - | - | - | X | X | - | - |
| MLT 730-115 V CP (S1) | - | - | - | X | X | - | - |
| MLT 730-115 V CP (S2) | - | - | - | X | X | - | - |
| MLT 733-115 | - | - | - | - | - | X | - |
| MLT 733-115 (S2) | - | - | - | - | - | X | - |
| MLT 733-115 LSU (S1) | - | - | - | - | - | X | - |
| MLT 737-130 PS+ (S1) | - | - | - | - | - | X | - |
| MLT 738-130 PS+ (S1) | - | - | - | - | - | X | - |
| MLT 741-130 PS+ (S1) | - | - | - | - | - | X | - |
| MLT 741-140 V+ (S1) | - | - | - | - | - | X | - |
| MLT 742-130 PS+ (S1) | - | - | - | - | - | X | - |
| MLT 742-140 V+ (S1) | - | - | - | - | - | X | - |
| MLT 841-145 PS+ | - | - | - | - | - | X | - |
| MLT 850-145 V+ | - | - | - | - | - | X | - |
| MLT 937-115 (S1) | - | - | - | - | - | X | - |
| MLT 940-140 V+ (S1) | - | - | - | - | - | X | - |
| MLT 940-140 V+ (S2) | - | - | - | - | - | X | - |
| MLT 961-160 V+ L | - | - | - | - | - | - | X |
| MLT 1041-145 PS+L | - | - | - | - | - | X | - |
| MLFX 625-75 H | - | X | - | - | - | - | - |
| MLFX 732 | - | - | - | - | - | X | - |
| MLFX 735 T LSU | - | - | X | - | X | X | - |
| MLFX 735 T LSU (70 KW) | - | - | - | - | - | X | - |
| MLFX 738-130 PS+ (S1) | - | - | - | - | - | X | - |
| MLFX 741 T LSU | - | - | - | - | - | X | - |
| MLFX 841 - 145 PS+ | - | - | - | - | - | X | - |
| MLFX 850-145 V+ | - | - | - | - | - | X | - |
| MLFX 961-160 V+ L | - | - | - | - | - | - | X |
| MLFX 1041-145 PS+L | - | - | - | - | - | X | - |
| MT 420 H | X | - | - | - | - | - | - |
| MT 625 e | - | X | - | - | - | - | - |
| MT 625 H | - | X | - | - | - | - | - |
| MT 625 H Comfort | - | X | - | - | - | - | - |
| MT 730 H | - | - | X | - | X | - | - |
| MT 735 75D ST5 | - | - | - | - | X | X | - |
| MT 930 H | - | - | X | - | X | - | - |
| MT 935 75D ST5 | - | - | - | - | X | X | - |
| MT 1135 75 D | - | - | - | - | X | X | - |
| MT 1135 | - | - | - | - | X | X | - |
| MT 1135 H 100D | - | - | - | - | X | X | - |
| MT 1335 75D ST5 | - | - | - | - | X | X | - |
| MT 1335 100D ST5 | - | - | - | - | X | X | - |
| MT 1335 H 75D ST5 | - | - | - | - | X | X | - |
| MT 1335 H 100D ST5 | - | - | - | - | X | X | - |
| MT 1335 HA 75D ST5 | - | - | - | - | X | X | - |

| Machines compatibility | CBR 600 / 1500 | CBR 730 / 1850 | CBR 780 / 1950 | CBR 850 / 2100 | CBR 900 / 2250 | CBR 1000 / 2450 | CBR 1000 / 2500 |
|-------------------------------------|----------------|----------------|----------------|----------------|----------------|-----------------|-----------------|
| MT 1335 HA 100D ST5 | - | - | - | - | X | X | - |
| MT 1440 | - | - | X | - | X | X | - |
| MT 1440 A | - | - | - | - | X | X | - |
| MT 1440 e | - | - | - | - | X | X | - |
| MT 1440 easy ST5 | - | - | - | - | X | X | - |
| MT 1440 HA | - | - | - | - | X | X | - |
| MT 1440 ST5 | - | - | - | - | X | X | - |
| MT 1840 | - | - | - | - | X | - | - |
| MT 1840 A | - | - | - | - | X | X | - |
| MT 1840 e | - | - | - | - | X | X | - |
| MT 1840 easy ST5 | - | - | - | - | X | X | - |
| MT 1840 HA | - | - | - | - | X | X | - |
| MT 1840 ST5 | - | - | - | - | X | X | - |
| MTX 735 | - | - | - | - | X | X | - |
| MTX 1135 | - | - | - | - | X | X | - |
| MTX 1440 | - | - | X | - | X | X | - |
| MTX 1440 A | - | - | - | - | X | X | - |
| MTX 1840 | - | - | - | - | X | X | - |
| MTX 1840 A | - | - | - | - | X | X | - |
| MLT 630-105 ST4 OLD | - | - | - | X | X | - | - |
| MLT 630-105 V CP ST4 OLD | - | - | - | X | X | - | - |
| MLT 630-105 V ST4 OLD | - | - | - | X | X | - | - |
| MLT 635-140 V+ ST4 OLD | - | - | - | - | - | X | - |
| MLT 730-115 V CP ST4 OLD | - | - | - | X | X | - | - |
| MLT 730-115 V ST4 OLD | - | - | - | X | X | - | - |
| MLT 733-115 ST4 OLD | - | - | - | - | - | X | - |
| MLT 737-130 PS+ ST4 OLD | - | - | - | - | - | X | - |
| MLT 741-140 V+ ST4 OLD | - | - | - | - | - | X | - |
| MLT 840-145 PS+ OLD | - | - | - | - | - | X | - |
| MLT 845-100 H OLD | - | - | - | - | - | X | - |
| MLT 845-120 OLD | - | - | - | - | - | X | - |
| MLT 940-140 V+ ST4 OLD | - | - | - | - | - | X | - |
| MLT 1040-145 PS+ L OLD | - | - | - | - | - | X | - |
| MLTX 737-130 PS+ OLD | - | - | - | - | - | X | - |
| MLTX 737-130 PS+ (S2) OLD | - | - | - | - | - | X | - |
| MLTX 741-140 V+ S1 OLD | - | - | X | - | X | X | - |
| MLTX 845-120 OLD | - | - | - | - | - | X | - |
| MLTX 845-120 H OLD | - | - | - | - | - | X | - |
| MT 625 HA OLD | - | X | - | - | - | - | - |
| MT 733 Easy OLD | - | - | - | - | - | X | - |
| MT 930 HA OLD | - | - | X | - | X | - | - |
| MT 933 Easy OLD | - | - | - | - | X | X | - |
| MT 1033 easy OLD | - | - | - | - | X | X | - |
| MT 1135 easy ST5 OLD | - | - | - | - | X | X | - |
| MT 1135 H easy ST5 OLD | - | - | - | - | X | X | - |
| MT 1135 HA Easy ST5 OLD | - | - | - | - | X | - | - |
| MT 1135 ST5 OLD | - | - | - | - | - | X | - |
| MT 1335 OLD | - | - | - | - | - | X | - |
| MT 1335 ST5 OLD | - | - | - | - | - | X | - |
| MT 1440 A ST4 OLD | - | - | X | - | X | X | - |
| MT 1440 A ST5 OLD | - | - | - | - | X | X | - |
| MT 1440 HA ST4 OLD | - | - | X | - | X | X | - |
| MT 1440 HA ST5 OLD | - | - | - | - | - | X | - |
| MT 1840 A ST5 S1 OLD | - | - | - | - | X | X | - |
| MT 1840 A STG4 OLD | - | - | - | - | X | X | - |
| MT 1840 HA ST4 OLD | - | - | - | - | X | X | - |
| MT 1840 HA ST5 S1 OLD | - | - | - | - | X | X | - |
| MTX 733 OLD | - | - | - | - | - | X | - |
| MTX 733 Mining OLD | - | - | X | - | X | X | - |
| MTX 1033 OLD | - | - | - | - | X | X | - |
| MTX 1033 Mining OLD | - | - | - | - | X | X | - |
| MTX 1033 A Mining OLD | - | - | - | - | X | X | - |
| MTX 1440 A OLD | - | - | X | - | X | X | - |
| MTX 1840 A OLD | - | - | - | - | X | X | - |
| Reference number E-RECO | - | - | - | - | 921281 | - | - |
| MRT 2150 Privilege Plus OLD | - | - | - | - | X | - | - |
| MRT 2470 Privilege Plus OLD | - | - | - | - | X | - | - |
| MRT 2550 Privilege Plus OLD | - | - | - | - | X | - | - |
| MRT 3050 Privilege Plus OLD | - | - | - | - | X | - | - |
| MRTX 2150 Privilege Plus OLD | - | - | - | - | X | - | - |
| MRTX 2470 Privilege Plus OLD | - | - | - | - | X | - | - |
| MRTX 2550 Privilege Plus OLD | - | - | - | - | X | - | - |
| MRTX 3050 Privilege Plus OLD | - | - | - | - | X | - | - |

| TABLE SYMBOL | | | |
|---|----------------------------|---|-------------------------------------|
|  | No predisposition required |  | Hydraulic line |
| | |  | Return piping to hydraulic oil tank |

TABLE SYMBOL

| | | | | | |
|--|-------------------------|--|-------------------------|--|---|
|  | Electric predisposition |  | Platform predisposition |  | Tyre handler, cylinder handler predisposition |
|--|-------------------------|--|-------------------------|--|---|



Head Office

B.P. 249 - 430 rue de l'Aubinière
44150 Ancenis Cedex - France

Tel: +33 (0)2 40 09 10 11 - Fax: +33 (0)2 40 09 10 97

www.manitou.com



This publication provides a description of the configuration versions and options for Manitou products, which may differ for equipment. The equipment presented in this brochure may be part of a series, as an option, or it may not be available, depending on the versions. Manitou reserves the right, at any time and without notice, to amend the specifications described and represented. The specifications provided do not bind the manufacturer. For more details, please contact your Manitou agent. This is not a contractually binding document. The presentation of the products is not contractually binding. List of specifications non-exhaustive. The logos as well as the visual identity of the company are owned by Manitou and cannot be used without authorisation. All rights reserved. The photos and diagrams contained in this brochure are only provided for consultation and information purposes.

MANITOU BF SA - Limited company with board of directors - Share capital: 39,668,399 euros - 857 802 508 RCS Nantes