

Technical sheet :

# GENERAL PURPOSE BUCKET



## Technical characteristics

- Wide range of bucket capacities.
- Recovery bucket suitable for handling materials with a density  $\leq 2100 \text{ kg/m}^3 / 131 \text{ lb/ft}^3$ .
- Reinforced structure (base, blade, sides).
- Optional "LDR" 500 HB bolt-on wear plate.
- TSDL : Bucket to be used on machines equipped with an integrated side shift carriage.
- Note: road circulation kit mandatory in Italy. Contact your dealer.

[The 3D picture at the top of this page is the reference CBR 730 / 1850 - 52000369].







## Customer benefits

- General purpose attachment for a daily use.
- Basic attachment for loading and unloading operations.
- Robust and easy to use this bucket meets the needs of very different work fields.
- Ideal bucket for handling bulk materials: sand & gravel, earth, broken glass etc.

Capacities		CBR 600 / 1500	CBR 730 / 1850	CBR 780 / 1950	CBR 850 / 2100	CBR 900 / 2250	CBR 1000 / 2450	CBR 1000 / 2500
Capacity (kg)		1224	1543	1634	1770	1898	2079	2100
Heaped capacity (l)		583	735	778	843	904	990	1000
Struck capacity (l)		487	600	663	685	736	804	822
Weight								
Overall weight (kg)		274	318	328	358	360	381	664
Weight and dimensions								
Overall height (mm)	h17	776	794	775	775	775	775	815
Overall length (mm)	l1	845	815	815	838	815	815	960
Width (mm)		1500	1850	1950	2100	2250	2450	2500
Working Parameters								
Required machine equipment		✕	✕	✕	✕	✕	✕	✕
Other Data for Attachments								
Bolted wearplate (LDR)		Not Standard	Not Standard	Not Standard	Not Standard	Not Standard	Not Standard	Standard

Machines compatibility	CBR 600 / 1500	CBR 730 / 1850	CBR 780 / 1950	CBR 850 / 2100	CBR 900 / 2250	CBR 1000 / 2450	CBR 1000 / 2500
Reference number	570614	571831	570613	653047	653749	654716	-
Reference number with bolted wearplate (WP)	52584881	52000369	-	-	-	52000370	52645107
Skid Steer Carriage reference	52000783	-	-	-	-	-	-
ALT950	-	-	-	-	-	X	-
MLA-T 533-145 V+ - ST5	-	-	-	-	-	X	-
MLT 420-60 H	X	-	-	-	-	-	-
MLT 625-75 H	-	X	-	-	-	-	-
MLT 625 e	-	X	-	-	-	-	-
MLT 630-115 (S1)	-	-	-	X	X	-	-
MLT 630-115 (S2)	-	-	-	X	X	-	-
MLT 630-115 V (S1)	-	-	-	X	X	-	-
MLT 630-115 V (S2)	-	-	-	X	X	-	-
MLT 630-115 V CP (S1)	-	-	-	X	X	-	-
MLT 630-115 V CP (S2)	-	-	-	X	X	-	-
MLT 635-130 PS+ (S1)	-	-	-	-	-	X	-
MLT 635-130 PS+ (S2)	-	-	-	-	-	X	-
MLT 635-140 V+ (S1)	-	-	-	-	-	X	-
MLT 635-140 V+ (S2)	-	-	-	-	-	X	-
MLT 730-115 V (S1)	-	-	-	X	X	-	-
MLT 730-115 V (S2)	-	-	-	X	X	-	-
MLT 730-115 V CP (S1)	-	-	-	X	X	-	-
MLT 730-115 V CP (S2)	-	-	-	X	X	-	-
MLT 733-115	-	-	-	-	-	X	-
MLT 733-115 (S2)	-	-	-	-	-	X	-
MLT 733-115 LSU (S1)	-	-	-	-	-	X	-
MLT 737-130 PS+ (S1)	-	-	-	-	-	X	-
MLT 738-130 PS+ (S1)	-	-	-	-	-	X	-
MLT 741-130 PS+ (S1)	-	-	-	-	-	X	-
MLT 741-140 V+ (S1)	-	-	-	-	-	X	-
MLT 742-130 PS+ (S1)	-	-	-	-	-	X	-
MLT 742-140 V+ (S1)	-	-	-	-	-	X	-
MLT 841-145 PS+	-	-	-	-	-	X	-
MLT 850-145 V+	-	-	-	-	-	X	-
MLT 937-115 (S1)	-	-	-	-	-	X	-
MLT 940-140 V+ (S1)	-	-	-	-	-	X	-
MLT 940-140 V+ (S2)	-	-	-	-	-	X	-
MLT 961-160 V+ L	-	-	-	-	-	-	X
MLT 1041-145 PS+L	-	-	-	-	-	X	-
MLFX 625-75 H	-	X	-	-	-	-	-
MLFX 732	-	-	-	-	-	X	-
MLFX 735 T LSU	-	-	X	-	X	X	-
MLFX 735 T LSU (70 KW)	-	-	-	-	-	X	-
MLFX 738-130 PS+ (S1)	-	-	-	-	-	X	-
MLFX 741 T LSU	-	-	-	-	-	X	-
MLFX 841 - 145 PS+	-	-	-	-	-	X	-
MLFX 850-145 V+	-	-	-	-	-	X	-
MLFX 961-160 V+ L	-	-	-	-	-	-	X
MLFX 1041-145 PS+L	-	-	-	-	-	X	-
MT 420 H	X	-	-	-	-	-	-
MT 625 e	-	X	-	-	-	-	-
MT 625 H	-	X	-	-	-	-	-
MT 625 H Comfort	-	X	-	-	-	-	-
MT 625 HA	-	X	-	-	-	-	-
MT 730 H	-	-	X	-	X	-	-
MT 735 75D ST5	-	-	-	-	X	X	-
MT 930 H	-	-	X	-	X	-	-
MT 930 HA	-	-	X	-	X	-	-
MT 935 75D ST5	-	-	-	-	X	X	-
MT 1135 75 D	-	-	-	-	X	X	-
MT 1135	-	-	-	-	X	X	-
MT 1135 H 100D	-	-	-	-	X	X	-
MT 1335 75D ST5	-	-	-	-	X	X	-
MT 1335 100D ST5	-	-	-	-	X	X	-
MT 1335 H 75D ST5	-	-	-	-	X	X	-

Machines compatibility	CBR 600 / 1500	CBR 730 / 1850	CBR 780 / 1950	CBR 850 / 2100	CBR 900 / 2250	CBR 1000 / 2450	CBR 1000 / 2500
MT 1335 H 100D ST5	-	-	-	-	X	X	-
MT 1335 HA 75D ST5	-	-	-	-	X	X	-
MT 1335 HA 100D ST5	-	-	-	-	X	X	-
MT 1440	-	-	X	-	X	X	-
MT 1440 e	-	-	-	-	X	X	-
MT 1440 easy ST5	-	-	-	-	X	X	-
MT 1440 ST5	-	-	-	-	X	X	-
MT 1840	-	-	-	-	X	-	-
MT 1840 e	-	-	-	-	X	X	-
MT 1840 easy ST5	-	-	-	-	X	X	-
MT 1840 ST5	-	-	-	-	X	X	-
MT-X 733 Mining	-	-	X	-	X	X	-
MT-X 735	-	-	-	-	X	X	-
MT-X 1135	-	-	-	-	X	X	-
MT-X 1440	-	-	X	-	X	X	-
MT-X 1840	-	-	-	-	X	X	-
MLT 630-105 ST4 <b>OLD</b>	-	-	-	X	X	-	-
MLT 630-105 V CP ST4 <b>OLD</b>	-	-	-	X	X	-	-
MLT 630-105 V ST4 <b>OLD</b>	-	-	-	X	X	-	-
MLT 635-140 V+ ST4 <b>OLD</b>	-	-	-	-	-	X	-
MLT 730-115 V CP ST4 <b>OLD</b>	-	-	-	X	X	-	-
MLT 730-115 V ST4 <b>OLD</b>	-	-	-	X	X	-	-
MLT 733-115 ST4 <b>OLD</b>	-	-	-	-	-	X	-
MLT 737-130 PS+ ST4 <b>OLD</b>	-	-	-	-	-	X	-
MLT 741-140 V+ ST4 <b>OLD</b>	-	-	-	-	-	X	-
MLT 840-145 PS+ <b>OLD</b>	-	-	-	-	-	X	-
MLT 845-100 H <b>OLD</b>	-	-	-	-	-	X	-
MLT 845-120 <b>OLD</b>	-	-	-	-	-	X	-
MLT 940-140 V+ ST4 <b>OLD</b>	-	-	-	-	-	X	-
MLT 1040-145 PS+ L <b>OLD</b>	-	-	-	-	-	X	-
MLT-X 737-130 PS+ <b>OLD</b>	-	-	-	-	-	X	-
MLT-X 737-130 PS+ (S2) <b>OLD</b>	-	-	-	-	-	X	-
MLT-X 741-140 V+ S1 <b>OLD</b>	-	-	X	-	X	X	-
MLT-X 845-120 <b>OLD</b>	-	-	-	-	-	X	-
MLT-X 845-120 H <b>OLD</b>	-	-	-	-	-	X	-
MT 733 Easy <b>OLD</b>	-	-	-	-	-	X	-
MT 933 Easy <b>OLD</b>	-	-	-	-	X	X	-
MT 1033 easy <b>OLD</b>	-	-	-	-	X	X	-
MT 1135 easy ST5 <b>OLD</b>	-	-	-	-	X	X	-
MT 1135 H easy ST5 <b>OLD</b>	-	-	-	-	X	X	-
MT 1135 HA Easy ST5 <b>OLD</b>	-	-	-	-	X	-	-
MT 1135 ST5 <b>OLD</b>	-	-	-	-	-	X	-
MT 1335 <b>OLD</b>	-	-	-	-	-	X	-
MT 1335 ST5 <b>OLD</b>	-	-	-	-	-	X	-
MT 1440 A ST4 <b>OLD</b>	-	-	X	-	X	X	-
MT 1440 A ST5 <b>OLD</b>	-	-	-	-	X	X	-
MT 1440 HA ST4 <b>OLD</b>	-	-	X	-	X	X	-
MT 1440 HA ST5 <b>OLD</b>	-	-	-	-	-	X	-
MT 1840 A ST5 S1 <b>OLD</b>	-	-	-	-	X	X	-
MT 1840 A STG4 <b>OLD</b>	-	-	-	-	X	X	-
MT 1840 HA ST4 <b>OLD</b>	-	-	-	-	X	X	-
MT 1840 HA ST5 S1 <b>OLD</b>	-	-	-	-	X	X	-
MT-X 733 <b>OLD</b>	-	-	-	-	-	X	-
MT-X 1033 <b>OLD</b>	-	-	-	-	X	X	-
MT-X 1033 Mining <b>OLD</b>	-	-	-	-	X	X	-
MT-X 1033 A Mining <b>OLD</b>	-	-	-	-	X	X	-
MT-X 1440 A <b>OLD</b>	-	-	X	-	X	X	-
MT-X 1840 A <b>OLD</b>	-	-	-	-	X	X	-
<b>Reference number E-RECO</b>	-	-	-	-	921281	-	-
MRT 2150 Privilege Plus <b>OLD</b>	-	-	-	-	X	-	-
MRT 2470 Privilege Plus <b>OLD</b>	-	-	-	-	X	-	-
MRT 2550 Privilege Plus <b>OLD</b>	-	-	-	-	X	-	-
MRT 3050 Privilege Plus <b>OLD</b>	-	-	-	-	X	-	-
MRT-X 2150 Privilege Plus <b>OLD</b>	-	-	-	-	X	-	-
MRT-X 2470 Privilege Plus <b>OLD</b>	-	-	-	-	X	-	-
MRT-X 2550 Privilege Plus <b>OLD</b>	-	-	-	-	X	-	-
MRT-X 3050 Privilege Plus <b>OLD</b>	-	-	-	-	X	-	-

TABLE SYMBOL					
	No predisposition required		Hydraulic line		Return piping to hydraulic oil tank
	Electric predisposition		Platform predisposition		Tyre handler, cylinder handler predisposition



**Head Office**

B.P. 249 - 430 rue de l'Aubinière  
44150 Ancenis Cedex - France

Tel: +33 (0)2 40 09 10 11 - Fax: +33 (0)2 40 09 10 97

[www.manitou.com](http://www.manitou.com)



This publication provides a description of the configuration versions and options for Manitou products, which may differ for equipment. The equipment presented in this brochure may be part of a series, as an option, or it may not be available, depending on the versions. Manitou reserves the right, at any time and without notice, to amend the specifications described and represented. The specifications provided do not bind the manufacturer. For more details, please contact your Manitou agent. This is not a contractually binding document. The presentation of the products is not contractually binding. List of specifications non-exhaustive. The logos as well as the visual identity of the company are owned by Manitou and cannot be used without authorisation. All rights reserved. The photos and diagrams contained in this brochure are only provided for consultation and information purposes.

MANITOU BF SA - Limited company with board of directors - Share capital: 39,668,399 euros - 857 802 508 RCS Nantes