

Technical sheet :

BUCKET 4 IN 1








Technical characteristics

- 4 in 1 bucket suitable for handling materials with a density $\leq 2100 \text{ kg/m}^3$ / 131 lb/ft^3 .
- Rear bolted counter blade dedicated to levelling.
- Claws fitted on the mobile part's back side help handling cylindrical objects such as poles, tubes etc.
- Reinforced structure (base, blade and sides).

[The 3D picture at the top of this page is the reference B4x1 340 / 1500 - 52707200].







Customer benefits

- Versatile and very robust bucket.
- Designed for executing different works :
 - > Loading and unloading operations
 - > Levelling grounds
 - > Backfilling trenches
 - > Object clamping

| Technical characteristics | | B4x1 340 / 1500 | CB4x1 400L / 1500 | CB4x1 700L / 1950 | CB4x1 850L / 2300 | CB4x1 900L / 2450 |
|------------------------------------|-----|---|---|---|---|---|
| Distance to center of gravity (mm) | | 310 | 439 | 364 | 374 | 380 |
| Capacities | | | | | | |
| Capacity (kg) | | 705 | 844 | 1470 | 1783 | 1888 |
| Heaped capacity (l) | | 336 | 402 | 700 | 849 | 899 |
| Struck capacity (l) | | 263 | 313 | 524 | 628 | 672 |
| Weight | | | | | | |
| Overall weight (kg) | | 341 | 535 | 608 | 682 | 714 |
| Weight and dimensions | | | | | | |
| Overall height (mm) | h17 | 855 | 899 | 890 | 890 | 890 |
| Overall length (mm) | l1 | 976 | 1106 | 1107 | 1107 | 1110 |
| Width (mm) | | 1525 | 1525 | 1950 | 2300 | 2450 |
| Working Parameters | | | | | | |
| Required machine equipment | |  |  |  |  |  |
| Teeth | | 4 | 4 | 5 | 6 | 7 |

| Machines compatibility | | B4x1 340 / 1500 | CB4x1 400L / 1500 | CB4x1 700L / 1950 | CB4x1 850L / 2300 | CB4x1 900L / 2450 |
|-------------------------------|--|-----------------|-------------------|-------------------|-------------------|-------------------|
| Reference number | | - | 52551750 | 751402 | 751401 | 751465 |
| Skid Steer Carriage reference | | 52707200 | 52000785 | - | - | - |
| 4 point Carriage | | 52742064 | - | - | - | - |
| Euro Carriage | | 52742065 | - | - | - | - |
| MLT 420-60 H | | - | X | - | - | - |
| MLT 625-75 H | | - | - | X | - | - |
| MLT 625 e | | - | - | X | - | - |
| MLT 635-130 PS+ (S1) | | - | - | - | - | X |
| MLT 635-130 PS+ (S2) | | - | - | - | - | X |
| MLT 635-140 V+ (S1) | | - | - | - | - | X |
| MLT 635-140 V+ (S2) | | - | - | - | - | X |
| MLT 733-115 | | - | - | - | - | X |
| MLT 733-115 (S2) | | - | - | - | - | X |
| MLT 733-115 LSU (S1) | | - | - | - | - | X |
| MLT 737-130 PS+ (S1) | | - | - | - | - | X |
| MLT 738-130 PS+ (S1) | | - | - | - | - | X |
| MLT 741-130 PS+ (S1) | | - | - | - | - | X |
| MLT 741-140 V+ (S1) | | - | - | - | - | X |
| MLT 742-130 PS+ (S1) | | - | - | - | - | X |
| MLT 742-140 V+ (S1) | | - | - | - | - | X |
| MLT 841-145 PS+ | | - | - | - | - | X |
| MLT 850-145 V+ | | - | - | - | - | X |
| MLT 940-140 V+ (S1) | | - | - | - | - | X |
| MLT 940-140 V+ (S2) | | - | - | - | - | X |
| MLT 1041-145 PS+L | | - | - | - | - | X |
| MLFX 625-75 H | | - | - | X | - | - |
| MLFX 735 T LSU | | - | - | - | - | X |
| MLFX 738-130 PS+ (S1) | | - | - | - | - | X |
| MLFX 841 - 145 PS+ | | - | - | - | - | X |
| MLFX 850-145 V+ | | - | - | - | - | X |
| MLFX 1041-145 PS+L | | - | - | - | - | X |
| MT 420 H | | - | X | - | - | - |
| MT 625 e | | - | - | X | - | - |
| MT 625 H | | - | - | X | - | - |
| MT 625 H Comfort | | - | - | X | - | - |
| MT 730 H | | - | - | X | - | - |
| MT 735 75D ST5 | | - | - | - | X | X |
| MT 930 H | | - | - | X | - | - |
| MT 935 75D ST5 | | - | - | - | X | X |
| MT 1135 75 D | | - | - | - | X | X |
| MT 1135 | | - | - | - | - | X |
| MT 1135 H 100D | | - | - | - | X | X |
| MT 1335 75D ST5 | | - | - | - | X | X |
| MT 1335 100D ST5 | | - | - | - | X | X |
| MT 1335 H 75D ST5 | | - | - | - | X | X |
| MT 1335 H 100D ST5 | | - | - | - | X | X |
| MT 1335 HA 75D ST5 | | - | - | - | X | X |
| MT 1335 HA 100D ST5 | | - | - | - | X | X |
| MT 1440 | | - | - | - | X | X |
| MT 1440 A | | - | - | - | X | X |
| MT 1440 e | | - | - | - | - | X |
| MT 1440 easy ST5 | | - | - | - | X | X |
| MT 1440 HA | | - | - | - | X | X |
| MT 1440 ST5 | | - | - | - | X | X |
| MT 1840 | | - | - | - | X | X |
| MT 1840 A | | - | - | - | X | X |
| MT 1840 e | | - | - | - | - | X |
| MT 1840 easy ST5 | | - | - | - | X | X |
| MT 1840 HA | | - | - | - | X | X |
| MT 1840 ST5 | | - | - | - | X | X |
| MTX 420 H | | - | X | - | - | - |
| MTX 735 | | - | - | - | X | X |
| MTX 1135 | | - | - | - | X | X |

| Machines compatibility | B4x1 340 / 1500 | CB4x1 400L / 1500 | CB4x1 700L / 1950 | CB4x1 850L / 2300 | CB4x1 900L / 2450 |
|----------------------------------|-----------------|-------------------|-------------------|-------------------|-------------------|
| MTX 1440 | - | - | - | X | X |
| MTX 1440 A | - | - | - | X | X |
| MTX 1840 | - | - | - | X | X |
| MTX 1840 A | - | - | - | X | X |
| MXT 840 P | - | - | - | - | X |
| MXT 1740 P | - | - | - | - | X |
| RS 4-14 | - | X | - | - | - |
| ULM 412 H | X | - | - | - | - |
| ULM 415 H | X | - | - | - | - |
| MLT 635-130 PS+ ST4 OLD | - | - | - | - | X |
| MLT 635-140 V+ ST4 OLD | - | - | - | - | X |
| MLT 733-115 LSU ST4 OLD | - | - | - | - | X |
| MLT 733-115 ST4 OLD | - | - | - | - | X |
| MLT 737-130 PS+ ST4 OLD | - | - | - | - | X |
| MLT 741-140 V+ ST4 OLD | - | - | - | - | X |
| MLT 840-145 PS+ OLD | - | - | - | - | X |
| MLT 845-100 H OLD | - | - | - | X | X |
| MLT 845-120 OLD | - | - | - | X | X |
| MLT 940-140 V+ ST4 OLD | - | - | - | - | X |
| MLTX 737-130 PS+ OLD | - | - | - | - | X |
| MLTX 737-130 PS+ (S2) OLD | - | - | - | - | X |
| MLTX 741-140 V+ S1 OLD | - | - | - | - | X |
| MLTX 840-140 PS+ OLD | - | - | - | - | X |
| MLTX 845-120 OLD | - | - | - | X | X |
| MLTX 845-120 H OLD | - | - | - | X | X |
| MT 625 HA OLD | - | - | X | - | - |
| MT 733 Easy OLD | - | - | - | - | X |
| MT 930 HA OLD | - | - | X | - | - |
| MT 933 Easy OLD | - | - | - | - | X |
| MT 1033 easy OLD | - | - | - | - | X |
| MT 1135 easy ST5 OLD | - | - | - | - | X |
| MT 1135 H easy ST5 OLD | - | - | - | - | X |
| MT 1135 HA Easy ST5 OLD | - | - | - | - | X |
| MT 1135 ST5 OLD | - | - | - | - | X |
| MT 1335 OLD | - | - | - | - | X |
| MT 1335 easy ST5 OLD | - | - | - | - | X |
| MT 1335 H easy ST5 OLD | - | - | - | - | X |
| MT 1335 HA easy ST5 OLD | - | - | - | - | X |
| MT 1335 ST5 OLD | - | - | - | - | X |
| MT 1440 A ST4 OLD | - | - | - | X | X |
| MT 1440 A ST5 OLD | - | - | - | X | X |
| MT 1440 HA ST4 OLD | - | - | - | X | X |
| MT 1440 HA ST5 OLD | - | - | - | X | X |
| MT 1840 A ST5 S1 OLD | - | - | - | X | X |
| MT 1840 A STG4 OLD | - | - | - | X | X |
| MT 1840 HA ST4 OLD | - | - | - | X | X |
| MT 1840 HA ST5 S1 OLD | - | - | - | X | X |
| MTX 733 OLD | - | - | - | - | X |
| MTX 1033 OLD | - | - | - | - | X |
| MTX 1440 A OLD | - | - | - | X | X |
| MTX 1840 A OLD | - | - | - | X | X |

| TABLE SYMBOL | | | | | |
|---|----------------------------|---|-------------------------|---|---|
|  | No predisposition required |  | Hydraulic line |  | Return piping to hydraulic oil tank |
|  | Electric predisposition |  | Platform predisposition |  | Tyre handler, cylinder handler predisposition |



Head Office

B.P. 249 - 430 rue de l'Aubinière
44150 Ancenis Cedex - France

Tel: +33 (0)2 40 09 10 11 - Fax: +33 (0)2 40 09 10 97

www.manitou.com



This publication provides a description of the configuration versions and options for Manitou products, which may differ for equipment. The equipment presented in this brochure may be part of a series, as an option, or it may not be available, depending on the versions. Manitou reserves the right, at any time and without notice, to amend the specifications described and represented. The specifications provided do not bind the manufacturer. For more details, please contact your Manitou agent. This is not a contractually binding document. The presentation of the products is not contractually binding. List of specifications non-exhaustive. The logos as well as the visual identity of the company are owned by Manitou and cannot be used without authorisation. All rights reserved. The photos and diagrams contained in this brochure are only provided for consultation and information purposes.

MANITOU BF SA - Limited company with board of directors - Share capital: 39,668,399 euros - 857 802 508 RCS Nantes