

Technical sheet :

# BUCKET 4 IN 1








## Customer benefits

- Versatile and very robust bucket.
- Designed for executing different works :
  - > Loading and unloading operations
  - > Levelling grounds
  - > Backfilling trenches
  - > Object clamping

## Technical characteristics

- 4 in 1 bucket suitable for handling materials with a density  $\leq 2100$  kg/m<sup>3</sup> / 131 lb/ft<sup>3</sup>.
- Rear bolted counter blade dedicated to levelling.
- Claws fitted on the mobile part's back side help handling cylindrical objects such as poles, tubes etc.
- Reinforced structure (base, blade and sides).

[The 3D picture at the top of this page is the reference B4x1 340 / 1500 - 52707200].

| Technical characteristics          |     | B4x1 340 / 1500   | CB4x1 400L / 1500   | CB4x1 700L / 1950   | CB4x1 850L / 2300   | CB4x1 900L / 2450   |
|------------------------------------|-----|---|---|---|---|---|
| Distance to center of gravity (mm) |     | 310   | 439   | 364   | 374   | 380   |
| <b>Capacities</b>                  |     |   |   |   |   |   |
| Capacity (kg)                      |     | 705   | 844   | 1470  | 1783  | 1888  |
| Heaped capacity (l)                |     | 336   | 402   | 700   | 849   | 899   |
| Struck capacity (l)                |     | 263   | 313   | 524   | 628   | 672   |
| <b>Weight</b>                      |     |   |   |   |   |   |
| Overall weight (kg)                |     | 341   | 535   | 608   | 682   | 714   |
| <b>Weight and dimensions</b>       |     |   |   |   |   |   |
| Overall height (mm)                | h17 | 855   | 899   | 890   | 890   | 890   |
| Overall length (mm)                | l1  | 976   | 1106  | 1107  | 1107  | 1110  |
| Width (mm)                         |     | 1525  | 1525  | 1950  | 2300  | 2450  |
| <b>Working Parameters</b>          |     |   |   |   |   |   |
| Machine Equipment                  |     |  |  |  |  |  |
| Teeth                              |     | 4   | 4   | 5   | 6   | 7   |

| Machines compatibility       | B4x1 340 / 1500 | CB4x1 400L / 1500 | CB4x1 700L / 1950 | CB4x1 850L / 2300 | CB4x1 900L / 2450 |
|------------------------------|-----------------|-------------------|-------------------|-------------------|-------------------|
| Reference number             | -               | 52551750          | 751402            | 751401            | 751465            |
| Reference number TSDL        | -               | -                 | -                 | 52000367          | 52000368          |
| Skid Steer Cargage reference | 52707200        | 52000785          | -                 | -                 | -                 |
| 4 point Cargage              | 52742064        | -                 | -                 | -                 | -                 |
| Euro Cargage                 | 52742065        | -                 | -                 | -                 | -                 |
| GCT 3-14                     | X               | -                 | -                 | -                 | -                 |
| GCT 3-14 +                   | X               | -                 | -                 | -                 | -                 |
| MLT 420-60 H                 | -               | X                 | -                 | -                 | -                 |
| MLT 625-75 H                 | -               | -                 | X                 | -                 | -                 |
| MLT 635-130 PS+              | -               | -                 | -                 | -                 | X                 |
| MLT 635-140 V+               | -               | -                 | -                 | -                 | X                 |
| MLT 733-115 LSU              | -               | -                 | -                 | -                 | X                 |
| MLT 737-130 PS+              | -               | -                 | -                 | -                 | X                 |
| MLT 741-130 PS+              | -               | -                 | -                 | -                 | X                 |
| MLT 741-140 V+               | -               | -                 | -                 | -                 | X                 |
| MLT 841-145 PS+              | -               | -                 | -                 | -                 | X                 |
| MLT 850-145 V+               | -               | -                 | -                 | -                 | X                 |
| MLT 940-140 V+               | -               | -                 | -                 | -                 | X                 |
| MLT 1041-145 PS+L            | -               | -                 | -                 | -                 | X                 |
| MLFX 625-75 H                | -               | -                 | X                 | -                 | -                 |
| MLFX 735 T LSU               | -               | -                 | -                 | -                 | X                 |
| MLFX 737-130 PS+             | -               | -                 | -                 | -                 | X                 |
| MLFX 841 - 145 PS+           | -               | -                 | -                 | -                 | X                 |
| MLFX 850-145 V+              | -               | -                 | -                 | -                 | X                 |
| MLFX 1041-145 PS+L           | -               | -                 | -                 | -                 | X                 |
| MT 420 H                     | -               | X                 | -                 | -                 | -                 |
| MT 625 e                     | -               | -                 | X                 | -                 | -                 |
| MT 625 H                     | -               | -                 | X                 | -                 | -                 |
| MT 625 H Comfort             | -               | -                 | X                 | -                 | -                 |
| MT 625 HA                    | -               | -                 | X                 | -                 | -                 |
| MT 730 H                     | -               | -                 | X                 | -                 | -                 |
| MT 735 75D ST5               | -               | -                 | -                 | X                 | X                 |
| MT 930 H                     | -               | -                 | X                 | -                 | -                 |
| MT 930 HA                    | -               | -                 | X                 | -                 | -                 |
| MT 935 75D ST5               | -               | -                 | -                 | X                 | X                 |
| MT 1135 75 D                 | -               | -                 | -                 | X                 | X                 |
| MT 1135 H 100D               | -               | -                 | -                 | X                 | X                 |
| MT 1335 75D ST5              | -               | -                 | -                 | X                 | X                 |
| MT 1335 100D ST5             | -               | -                 | -                 | X                 | X                 |
| MT 1335 H 75D ST5            | -               | -                 | -                 | X                 | X                 |
| MT 1335 H 100D ST5           | -               | -                 | -                 | X                 | X                 |
| MT 1440 A ST5                | -               | -                 | -                 | X                 | X                 |
| MT 1440 easy ST5             | -               | -                 | -                 | X                 | X                 |
| MT 1440 HA ST5               | -               | -                 | -                 | X                 | X                 |
| MT 1440 ST5                  | -               | -                 | -                 | X                 | X                 |
| MT 1840 A 100D ST5 S1        | -               | -                 | -                 | X                 | X                 |
| MT 1840 easy ST5             | -               | -                 | -                 | X                 | X                 |
| MT 1840 HA                   | -               | -                 | -                 | X                 | X                 |
| MT 1840 ST5                  | -               | -                 | -                 | X                 | X                 |
| MTFX 420 H                   | -               | X                 | -                 | -                 | -                 |
| MTFX 735                     | -               | -                 | -                 | X                 | X                 |
| MTFX 1135                    | -               | -                 | -                 | X                 | X                 |
| MTFX 1440                    | -               | -                 | -                 | X                 | X                 |
| MTFX 1440 A                  | -               | -                 | -                 | X                 | X                 |
| MTFX 1840                    | -               | -                 | -                 | X                 | X                 |
| MTFX 1840 A                  | -               | -                 | -                 | X                 | X                 |
| MXT 840 K                    | -               | -                 | -                 | -                 | X                 |
| MXT 840 P                    | -               | -                 | -                 | -                 | X                 |
| MXT 1740 K                   | -               | -                 | -                 | -                 | X                 |
| MXT 1740 P                   | -               | -                 | -                 | -                 | X                 |
| RS 4-14                      | -               | X                 | -                 | -                 | -                 |
| ULM 412 H                    | X               | -                 | -                 | -                 | -                 |
| ULM 412 H                    | X               | -                 | -                 | -                 | -                 |

| Machines compatibility         | B4x1 340 / 1500 | CB4x1 400L / 1500 | CB4x1 700L / 1950 | CB4x1 850L / 2300 | CB4x1 900L / 2450 |
|--------------------------------|-----------------|-------------------|-------------------|-------------------|-------------------|
| ULM 415 H                      | X               | -                 | -                 | -                 | -                 |
| ULM 415 H                      | X               | -                 | -                 | -                 | -                 |
| MLT 635-130 PS+ ST4 <b>OLD</b> | -               | -                 | -                 | -                 | X                 |
| MLT 635-140 V+ ST4 <b>OLD</b>  | -               | -                 | -                 | -                 | X                 |
| MLT 733-115 <b>OLD</b>         | -               | -                 | -                 | -                 | X                 |
| MLT 733-115 LSU ST4 <b>OLD</b> | -               | -                 | -                 | -                 | X                 |
| MLT 733-115 ST4 <b>OLD</b>     | -               | -                 | -                 | -                 | X                 |
| MLT 737-130 PS+ ST4 <b>OLD</b> | -               | -                 | -                 | -                 | X                 |
| MLT 741-140 V+ ST4 <b>OLD</b>  | -               | -                 | -                 | -                 | X                 |
| MLT 840-145 PS+ <b>OLD</b>     | -               | -                 | -                 | -                 | X                 |
| MLT 845-100 H <b>OLD</b>       | -               | -                 | -                 | X                 | X                 |
| MLT 845-120 <b>OLD</b>         | -               | -                 | -                 | X                 | X                 |
| MLT 940-140 V+ ST4 <b>OLD</b>  | -               | -                 | -                 | -                 | X                 |
| MLTX 737-130 PS+ <b>OLD</b>    | -               | -                 | -                 | -                 | X                 |
| MLTX 741-140 V+ S1 <b>OLD</b>  | -               | -                 | -                 | -                 | X                 |
| MLTX 840-140 PS+ <b>OLD</b>    | -               | -                 | -                 | -                 | X                 |
| MLTX 845-120 <b>OLD</b>        | -               | -                 | -                 | X                 | X                 |
| MLTX 845-120 H <b>OLD</b>      | -               | -                 | -                 | X                 | X                 |
| MT 733 Easy <b>OLD</b>         | -               | -                 | -                 | -                 | X                 |
| MT 933 Easy <b>OLD</b>         | -               | -                 | -                 | -                 | X                 |
| MT 1033 easy <b>OLD</b>        | -               | -                 | -                 | -                 | X                 |
| MT 1135 <b>OLD</b>             | -               | -                 | -                 | -                 | X                 |
| MT 1135 easy ST5 <b>OLD</b>    | -               | -                 | -                 | -                 | X                 |
| MT 1135 H easy ST5 <b>OLD</b>  | -               | -                 | -                 | -                 | X                 |
| MT 1135 HA Easy ST5 <b>OLD</b> | -               | -                 | -                 | -                 | X                 |
| MT 1135 ST5 <b>OLD</b>         | -               | -                 | -                 | -                 | X                 |
| MT 1335 <b>OLD</b>             | -               | -                 | -                 | -                 | X                 |
| MT 1335 easy ST5 <b>OLD</b>    | -               | -                 | -                 | -                 | X                 |
| MT 1335 H easy ST5 <b>OLD</b>  | -               | -                 | -                 | -                 | X                 |
| MT 1335 HA easy ST5 <b>OLD</b> | -               | -                 | -                 | -                 | X                 |
| MT 1335 ST5 <b>OLD</b>         | -               | -                 | -                 | -                 | X                 |
| MT 1440 <b>OLD</b>             | -               | -                 | -                 | X                 | X                 |
| MT 1440 A <b>OLD</b>           | -               | -                 | -                 | X                 | X                 |
| MT 1440 HA <b>OLD</b>          | -               | -                 | -                 | X                 | X                 |
| MT 1840 <b>OLD</b>             | -               | -                 | -                 | X                 | X                 |
| MT 1840 A <b>OLD</b>           | -               | -                 | -                 | X                 | X                 |
| MT 1840 HA <b>OLD</b>          | -               | -                 | -                 | X                 | X                 |
| MT-X 733 <b>OLD</b>            | -               | -                 | -                 | -                 | X                 |
| MT-X 1033 <b>OLD</b>           | -               | -                 | -                 | -                 | X                 |

| TABLE SYMBOL  |                            |   |                         |   |   |
|---|----------------------------|---|-------------------------|---|---|
|  | No predisposition required |  | Hydraulic line          |  | Return piping to hydraulic oil tank           |
|  | Electric predisposition    |  | Platform predisposition |  | Tyre handler, cylinder handler predisposition |



 **MANITOU**  
**HANDLING YOUR WORLD**

**Head Office**

B.P. 249 - 430 rue de l'Aubinière

44150 Ancenis Cedex - France

Tel: +33 (0)2 40 09 10 11 - Fax: +33 (0)2 40 09 10 97

[www.manitou.com](http://www.manitou.com)



This publication provides a description of the configuration versions and options for Manitou products, which may differ for equipment. The equipment presented in this brochure may be part of a series, as an option, or it may not be available, depending on the versions. Manitou reserves the right, at any time and without notice, to amend the specifications described and represented. The specifications provided do not bind the manufacturer. For more details, please contact your Manitou agent. This is not a contractually binding document. The presentation of the products is not contractually binding. List of specifications non-exhaustive. The logos as well as the visual identity of the company are owned by Manitou and cannot be used without authorisation. All rights reserved. The photos and diagrams contained in this brochure are only provided for consultation and information purposes.

MANITOU BF SA - Limited company with board of directors - Share capital: 39,668,399 euros - 857 802 508 RCS Nantes