


Technical sheet :

BALE CLAMP SUPER COMPACT




Customer benefits

- Easy to use and durable attachment
- Very compact clamp - ideal for under roof stacking
- Rounded teeth in wrought iron that offer an accurate and clean penetration on materials.







Technical characteristics

- 2x2 teeth
- Non-synchronized closure
- Capacity: 800 kg / 1764 lb
- Handles 1 round bale - Ø 1,8 m / 6 ft maximum
- Handles 1 rectangular bale - 1,2 m / 4 ft high.

[The 3D picture at the top of this page is the reference PBG 2x2 - 757639].

Capacities		PBG 2x2
Capacity (kg)		800
Weight		
Overall weight (kg)		156
Weight and dimensions		
Overall height (mm)	h17	869
Overall length (mm)	l1	922
Forks length (mm)	l	335
Width (mm)		1090
Arm length (mm)		500
Working Parameters		
Machine Equipment		
Teeth / Fingers		2 / 2
Maximum opening (mm)		1583

Machines compatibility		PBG 2x2
Reference number		757639
MLT 420-60 H		X
MLT 625-75 H		X
MLT 630-115		X
MLT 630-115 V		X
MLT 630-115 V CP		X
MLT 635-130 PS+		X
MLT 635-140 V+		X
MLT 730-115 V		X
MLT 730-115 V CP		X
MLT 733-115 LSU		X
MLT 737-130 PS+		X
MLT 741-130 PS+		X
MLT 741-140 V+		X
MLT 841-145 PS+		X
MLT 940-140 V+		X
MLT 1041-145 PS+L		X
MLFX 625-75 H		X
MLFX 735 T LSU		X
MLFX 737-130 PS+		X
MLFX 741 T LSU		X
MLFX 841 - 145 PS+		X
MLFX 1041-145 PS+L		X
MLT 630-105 ST4 OLD		X
MLT 630-105 V CP ST4 OLD		X
MLT 630-105 V ST4 OLD		X
MLT 635-130 PS+ ST4 OLD		X
MLT 635-140 V+ ST4 OLD		X
MLT 730-115 V CP ST4 OLD		X
MLT 730-115 V ST4 OLD		X
MLT 733-115 OLD		X
MLT 733-115 LSU ST4 OLD		X
MLT 733-115 ST4 OLD		X
MLT 737-130 PS+ ST4 OLD		X
MLT 741-140 V+ ST4 OLD		X
MLT 840-145 PS+ OLD		X
MLT 845-100 H OLD		X
MLT 845-120 OLD		X
MLT 940-140 V+ ST4 OLD		X
MLT 1040-145 PS+ L OLD		X
MLFX 737-130 PS+ OLD		X
MLFX 741-140 V+ S1 OLD		X
MLFX 840-140 PS+ OLD		X
MLFX 845-120 OLD		X
MLFX 845-120 H OLD		X
MLFX 1040-140 PS+ L OLD		X

TABLE SYMBOL					
	No predisposition required		Hydraulic line		Return piping to hydraulic oil tank
	Electric predisposition		Platform predisposition		Tyre handler, cylinder handler predisposition



Head Office

B.P. 249 - 430 rue de l'Aubinière

44150 Ancenis Cedex - France

Tel: +33 (0)2 40 09 10 11 - Fax: +33 (0)2 40 09 10 97

www.manitou.com



This publication provides a description of the configuration versions and options for Manitou products, which may differ for equipment. The equipment presented in this brochure may be part of a series, as an option, or it may not be available, depending on the versions. Manitou reserves the right, at any time and without notice, to amend the specifications described and represented. The specifications provided do not bind the manufacturer. For more details, please contact your Manitou agent. This is not a contractually binding document. The presentation of the products is not contractually binding. List of specifications non-exhaustive. The logos as well as the visual identity of the company are owned by Manitou and cannot be used without authorisation. All rights reserved. The photos and diagrams contained in this brochure are only provided for consultation and information purposes.

MANITOU BF SA - Limited company with board of directors - Share capital: 39,668,399 euros - 857 802 508 RCS Nantes