

Technical sheet :

BALE CLAMP CLASSIC





Customer benefits

- Easy to use and efficient attachment.
- Handles 1 round bale or 2 rectangular bales at the same time.
- Rounded teeth in wrought iron that offer an accurate and clean penetration on materials.
- Optional: 2 lower teeth (680 mm / 27 in, Ø 35 mm / 1 in) that ensure a perfect stability while handling rectangular bales.




Technical characteristics




- 2x4 or 2x3 teeth.
- Synchronized closure.
- Excellent lifting capacity of 1000 kg / 2205 lb or 1200 kg / 2646 lb at 800 mm / 31 lb.
- Handles 1 round bales Ø 1,8 m / 6 ft max. for the 2x4 and Ø 1,5 m / 5 ft to 2 m / 7 ft for the 2x3.
- Handles 2 rectangular bales of maximum 0,8 m / 3 ft high per bale.

[The 3D picture at the top of this page is the reference CLBR 2x3 - 52001013].

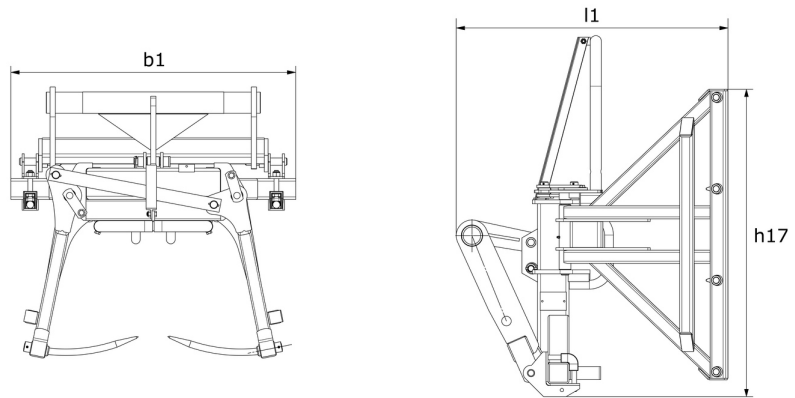
| Capacities | | CLBR 2x3 | PBG 2x4 |
|--------------------------|-----|---|---|
| Capacity (kg) | | 1200 | 1800 |
| Weight | | | |
| Overall weight (kg) | | 235 | 235 |
| Weight and dimensions | | | |
| Overall height (mm) | h17 | 1382 | 1381 |
| Overall length (mm) | l1 | 1082 | 1031 |
| Forks length (mm) | l | 335 | 335 |
| Width (mm) | | 1090 | 1090 |
| Arm length (mm) | | 700 | 600 |
| Working Parameters | | | |
| Machine Equipment | |  |  |
| Teeth / Fingers | | 2 / 3 | 2 / 4 |
| Opening minimum (mm) | | 186 | 112 |
| Opening maximum (mm) | | 1960 | 1770 |
| Fork spread minimum (mm) | b5 | 335 | 350 |

| Machines compatibility | CLBR 2x3 | PBG 2x4 |
|---------------------------------|----------|---------|
| Reference number | 52001013 | 757612 |
| ALT950 | X | X |
| MLA-T 533-145 V+ - ST5 | X | X |
| MLT 420-60 H | X | X |
| MLT 625-75 H | X | X |
| MLT 630-115 | X | X |
| MLT 630-115 V | X | X |
| MLT 630-115 V CP | X | X |
| MLT 635-130 PS+ | X | X |
| MLT 635-140 V+ | X | X |
| MLT 730-115 V | X | X |
| MLT 730-115 V CP | X | X |
| MLT 733-115 LSU | X | X |
| MLT 737-130 PS+ | X | X |
| MLT 741-130 PS+ | X | X |
| MLT 741-140 V+ | X | X |
| MLT 841-145 PS+ | X | X |
| MLT 850-145 V+ | X | X |
| MLT 940-140 V+ | X | X |
| MLT 961-160 V+ L | X | X |
| MLT 1041-145 PS+L | X | X |
| MLFX 625-75 H | X | X |
| MLFX 732 | X | X |
| MLFX 735 T LSU | X | X |
| MLFX 737-130 PS+ | X | X |
| MLFX 741 T LSU | X | X |
| MLFX 841 - 145 PS+ | X | X |
| MLFX 850-145 V+ | X | X |
| MLFX 961-160 V+ L | X | X |
| MLFX 1041-145 PS+L | X | X |
| MLT 630-105 ST4 OLD | X | X |
| MLT 630-105 V CP ST4 OLD | X | X |
| MLT 630-105 V ST4 OLD | X | X |
| MLT 635-130 PS+ ST4 OLD | X | X |
| MLT 635-140 V+ ST4 OLD | X | X |
| MLT 730-115 V CP ST4 OLD | X | X |
| MLT 730-115 V ST4 OLD | X | X |
| MLT 733-115 OLD | X | X |
| MLT 733-115 LSU ST4 OLD | X | X |
| MLT 733-115 ST4 OLD | X | X |
| MLT 737-130 PS+ ST4 OLD | X | X |
| MLT 741-140 V+ ST4 OLD | X | X |
| MLT 840-145 PS+ OLD | X | X |
| MLT 845-100 H OLD | X | X |
| MLT 845-120 OLD | X | X |
| MLT 940-140 V+ ST4 OLD | X | X |
| MLT 961-145 V+ L OLD | X | X |
| MLT 1040-145 PS+ L OLD | X | X |
| MLFX 737-130 PS+ OLD | X | X |
| MLFX 741-140 V+ S1 OLD | X | X |
| MLFX 840-140 PS+ OLD | X | X |
| MLFX 845-120 OLD | X | X |
| MLFX 845-120 H OLD | X | X |
| MLFX 961-145 V+ L OLD | X | X |
| MLFX 1040-140 PS+ L OLD | X | X |

| TABLE SYMBOL | | | | | |
|---|----------------------------|---|----------------|---|-------------------------------------|
|  | No predisposition required |  | Hydraulic line |  | Return piping to hydraulic oil tank |

| | | | | | |
|--|-------------------------|--|-------------------------|--|---|
|  | Electric predisposition |  | Platform predisposition |  | Tyre handler, cylinder handler predisposition |
|--|-------------------------|--|-------------------------|--|---|

Bale clamp classic - Dimensional drawing





Head Office

B.P. 249 - 430 rue de l'Aubinière

44150 Ancenis Cedex - France

Tel: +33 (0)2 40 09 10 11 - Fax: +33 (0)2 40 09 10 97

www.manitou.com



This publication provides a description of the configuration versions and options for Manitou products, which may differ for equipment. The equipment presented in this brochure may be part of a series, as an option, or it may not be available, depending on the versions. Manitou reserves the right, at any time and without notice, to amend the specifications described and represented. The specifications provided do not bind the manufacturer. For more details, please contact your Manitou agent. This is not a contractually binding document. The presentation of the products is not contractually binding. List of specifications non-exhaustive. The logos as well as the visual identity of the company are owned by Manitou and cannot be used without authorisation. All rights reserved. The photos and diagrams contained in this brochure are only provided for consultation and information purposes.

MANITOU BF SA - Limited company with board of directors - Share capital: 39,668,399 euros - 857 802 508 RCS Nantes