

Technical sheet :

# BALE CLAMP INTENSIVE



## Technical characteristics

- Rounded forged 2x4 teeth.
- Synchronized closure.
- Impressive lifting capacity of 1800 kg / 3969 lb.
- Handles 1 or 2 round bales: 1.80 m maximum.
- Handles 2 rectangular bale: 1,2 m / 4 ft high.
- Handles 3 rectangular bales: 0,8 m / 3 ft high each.
- Optional: 2 lower tines 680 mm / 27 in Ø 35 mm / 1 in ref. 790521 - spare parts kit.







[The 3D picture at the top of this page is the reference P2BG 2x4 - 790518].

## Customer benefits

- Easy and clean handling.
- Time-saver and competitive attachment.
- Handles 2 round bales or 3 rectangular bales at the same time.
- Perfect stability while handling square bales with optional lower tines.

| Capacities                   |     | Lower Tines | P2B6 2x4  |
|------------------------------|-----|-------------|---|
| Capacity (kg)                |     | -           | 1800  |
| <b>Weight</b>                |     |             |   |
| Overall weight (kg)          |     | 35          | 283   |
| <b>Weight and dimensions</b> |     |             |   |
| Overall height (mm)          | h17 | -           | 1776  |
| Overall length (mm)          | l1  | 680         | 1047  |
| Width (mm)                   |     | -           | 1090  |
| Arm length (mm)              |     | -           | 600   |
| <b>Working Parameters</b>    |     |             |   |
| Required machine equipment   |     | -           |  |
| Teeth / Fingers              |     | 2           | 2 / 4   |
| Minimum opening (mm)         |     | -           | 150   |
| Maximum opening (mm)         |     | -           | 1770  |

| Machines compatibility           | Lower Tines | P2B6 2x4 |
|----------------------------------|-------------|----------|
| Reference number                 | 790521      | 790518   |
| ALT950                           | X           | X        |
| MLA-T 533-145 V+ - ST5           | X           | X        |
| MLT 630-115 (S1)                 | X           | X        |
| MLT 630-115 (S2)                 | -           | X        |
| MLT 630-115 V (S1)               | X           | X        |
| MLT 630-115 V (S2)               | -           | X        |
| MLT 630-115 V CP (S1)            | X           | X        |
| MLT 630-115 V CP (S2)            | -           | X        |
| MLT 635-130 PS+ (S1)             | -           | X        |
| MLT 635-130 PS+ (S2)             | -           | X        |
| MLT 635-140 V+ (S1)              | -           | X        |
| MLT 635-140 V+ (S2)              | -           | X        |
| MLT 730-115 V (S1)               | X           | X        |
| MLT 730-115 V (S2)               | -           | X        |
| MLT 730-115 V CP (S1)            | X           | X        |
| MLT 730-115 V CP (S2)            | -           | X        |
| MLT 733-115                      | X           | X        |
| MLT 733-115 (S2)                 | -           | X        |
| MLT 733-115 LSU (S1)             | X           | X        |
| MLT 737-130 PS+ (S1)             | X           | X        |
| MLT 738-130 PS+ (S1)             | -           | X        |
| MLT 741-130 PS+ (S1)             | X           | X        |
| MLT 741-140 V+ (S1)              | X           | X        |
| MLT 742-130 PS+ (S1)             | -           | X        |
| MLT 742-140 V+ (S1)              | -           | X        |
| MLT 841-145 PS+                  | X           | X        |
| MLT 850-145 V+                   | X           | X        |
| MLT 937-115 (S1)                 | -           | X        |
| MLT 940-140 V+ (S2)              | -           | X        |
| MLT 961-160 V+ L                 | X           | X        |
| MLT 1041-145 PS+L                | X           | X        |
| MLFX 732                         | X           | X        |
| MLFX 735 T LSU                   | X           | X        |
| MLFX 735 T LSU (70 KW)           | X           | X        |
| MLFX 738-130 PS+ (S1)            | -           | X        |
| MLFX 741 T LSU                   | -           | X        |
| MLFX 841 - 145 PS+               | X           | X        |
| MLFX 850-145 V+                  | X           | X        |
| MLFX 961-160 V+ L                | X           | X        |
| MLFX 1035 LT LSU                 | X           | X        |
| MLFX 1041-145 PS+L               | X           | X        |
| MLT 630-105 ST4 <b>OLD</b>       | X           | X        |
| MLT 630-105 V CP ST4 <b>OLD</b>  | X           | X        |
| MLT 630-105 V ST4 <b>OLD</b>     | X           | X        |
| MLT 635-130 PS+ ST4 <b>OLD</b>   | X           | X        |
| MLT 635-140 V+ ST4 <b>OLD</b>    | -           | X        |
| MLT 730-115 V CP ST4 <b>OLD</b>  | X           | X        |
| MLT 730-115 V ST4 <b>OLD</b>     | X           | X        |
| MLT 733-115 LSU ST4 <b>OLD</b>   | X           | X        |
| MLT 733-115 ST4 <b>OLD</b>       | X           | X        |
| MLT 737-130 PS+ ST4 <b>OLD</b>   | X           | X        |
| MLT 741-140 V+ ST4 <b>OLD</b>    | X           | X        |
| MLT 840-145 PS+ <b>OLD</b>       | X           | X        |
| MLT 940-140 V+ ST4 <b>OLD</b>    | X           | X        |
| MLT 961-145 V+ L <b>OLD</b>      | X           | X        |
| MLT 1040-145 PS+ L <b>OLD</b>    | X           | X        |
| MLFX 737-130 PS+ <b>OLD</b>      | -           | X        |
| MLFX 737-130 PS+ (S2) <b>OLD</b> | X           | X        |
| MLFX 741-140 V+ S1 <b>OLD</b>    | X           | X        |
| MLFX 840-140 PS+ <b>OLD</b>      | X           | X        |
| MLFX 961-145 V+ L <b>OLD</b>     | X           | X        |
| MLFX 1040-140 PS+ L <b>OLD</b>   | X           | X        |

| TABLE SYMBOL  |                            |   |                         |   |   |
|---|----------------------------|---|-------------------------|---|---|
|  | No predisposition required |  | Hydraulic line          |  | Return piping to hydraulic oil tank           |
|  | Electric predisposition    |  | Platform predisposition |  | Tyre handler, cylinder handler predisposition |

### Bale Clamp Intensive - Dimensional drawing





**Head Office**

B.P. 249 - 430 rue de l'Aubinière  
44150 Ancenis Cedex - France

Tel: +33 (0)2 40 09 10 11 - Fax: +33 (0)2 40 09 10 97

[www.manitou.com](http://www.manitou.com)



This publication provides a description of the configuration versions and options for Manitou products, which may differ for equipment. The equipment presented in this brochure may be part of a series, as an option, or it may not be available, depending on the versions. Manitou reserves the right, at any time and without notice, to amend the specifications described and represented. The specifications provided do not bind the manufacturer. For more details, please contact your Manitou agent. This is not a contractually binding document. The presentation of the products is not contractually binding. List of specifications non-exhaustive. The logos as well as the visual identity of the company are owned by Manitou and cannot be used without authorisation. All rights reserved. The photos and diagrams contained in this brochure are only provided for consultation and information purposes.

MANITOU BF SA - Limited company with board of directors - Share capital: 39,668,399 euros - 857 802 508 RCS Nantes