

Technical sheet :

WRAPPED BALE CLAMP



Customer benefits







- Easy to use and competitive attachment.
- Powerful double effect cylinder allows the manipulation of very heavy bales.
- Rounded and articulated clamp designed to fit the shape of every bale.
- Smooth structure that avoids any perforation of plastic film.

Technical characteristics

- Self-lubricated anti-wear ring that improves the longevity of the attachment.
- Excellent lifting capacity from 800 kg / 1764 lb up to 1000 kg / 2205 lb.
- Welded monobloc chassis.
- CLBW 800 : handles wrapped bale with \varnothing from 0,85 m / 3 ft to 1,45 m / 5 ft.
- CLBW 1500 : handles wrapped bale with \varnothing from 1 m / 3 ft to 1,7 m / 6 ft.

| Capacities | | CLBW 800 | CLBW 1500 |
|----------------------------------|-----|---|---|
| Capacity (kg) | | 800 | 1500 |
| Weight | | | |
| Overall weight (kg) | | 227 | 251 |
| Weight and dimensions | | | |
| Overall height (mm) | h17 | 810 | 810 |
| Overall length (mm) | l1 | 1386 | 1490 |
| Width (mm) | | 1587 | 1587 |
| Working Parameters | | | |
| Machine Equipment | |  |  |
| Opening minimum (mm) | | 249 | 510 |
| Opening maximum (mm) | | 1503 | 1846 |
| 1 Wrapped bale max diameter (mm) | | 1450 | 1700 |
| 1 Wrapped bale min diameter (mm) | | 850 | 1000 |

| Machines compatibility | | CLBW 800 | CLBW 1500 |
|---------------------------------|--|----------|-----------|
| Reference number | | 52000813 | 52001012 |
| ALT950 | | - | X |
| MLA-T 533-145 V+ - ST5 | | - | X |
| MLT 420-60 H | | X | X |
| MLT 625-75 H | | X | X |
| MLT 630-115 | | X | X |
| MLT 630-115 V | | X | X |
| MLT 630-115 V CP | | X | X |
| MLT 635-130 PS+ | | X | X |
| MLT 635-140 V+ | | X | X |
| MLT 730-115 V | | X | X |
| MLT 730-115 V CP | | X | X |
| MLT 733-115 LSU | | X | X |
| MLT 737-130 PS+ | | X | X |
| MLT 741-130 PS+ | | X | X |
| MLT 741-140 V+ | | X | X |
| MLT 841-145 PS+ | | - | X |
| MLT 850-145 V+ | | - | X |
| MLT 940-140 V+ | | X | X |
| MLT 961-160 V+ L | | - | X |
| MLT 1041-145 PS+L | | X | X |
| MLFX 625-75 H | | X | X |
| MLFX 732 | | X | X |
| MLFX 735 T LSU | | X | X |
| MLFX 737-130 PS+ | | X | X |
| MLFX 741 T LSU | | - | X |
| MLFX 841 - 145 PS+ | | - | X |
| MLFX 850-145 V+ | | - | X |
| MLFX 961-160 V+ L | | - | X |
| MLFX 1035 LT LSU | | - | X |
| MLFX 1041-145 PS+L | | X | X |
| MLT 630-105 ST4 OLD | | X | X |
| MLT 630-105 V CP ST4 OLD | | X | X |
| MLT 630-105 V ST4 OLD | | X | X |
| MLT 635-140 V+ ST4 OLD | | X | X |
| MLT 730-115 V CP ST4 OLD | | X | X |
| MLT 733-115 OLD | | X | X |
| MLT 733-115 LSU ST4 OLD | | X | X |
| MLT 733-115 ST4 OLD | | X | X |
| MLT 737-130 PS+ ST4 OLD | | X | X |
| MLT 741-140 V+ ST4 OLD | | X | X |
| MLT 840-145 PS+ OLD | | - | X |
| MLT 845-100 H OLD | | - | X |
| MLT 845-120 OLD | | - | X |
| MLT 940-140 V+ ST4 OLD | | X | X |
| MLT 1040-145 PS+ L OLD | | - | X |
| MLFX 737-130 PS+ OLD | | X | X |
| MLFX 741-140 V+ S1 OLD | | X | X |
| MLFX 840-140 PS+ OLD | | - | X |
| MLFX 845-120 OLD | | - | X |
| MLFX 845-120 H OLD | | - | X |
| MLFX 961-145 V+ L OLD | | - | X |
| MLFX 1040-140 PS+ L OLD | | - | X |

| TABLE SYMBOL | | | | | |
|---|----------------------------|---|-------------------------|---|---|
|  | No predisposition required |  | Hydraulic line |  | Return piping to hydraulic oil tank |
|  | Electric predisposition |  | Platform predisposition |  | Tyre handler, cylinder handler predisposition |

Wrapped Bale Clamp - Dimensional drawing





Head Office

B.P. 249 - 430 rue de l'Aubinière

44150 Ancenis Cedex - France

Tel: +33 (0)2 40 09 10 11 - Fax: +33 (0)2 40 09 10 97

www.manitou.com



This publication provides a description of the configuration versions and options for Manitou products, which may differ for equipment. The equipment presented in this brochure may be part of a series, as an option, or it may not be available, depending on the versions. Manitou reserves the right, at any time and without notice, to amend the specifications described and represented. The specifications provided do not bind the manufacturer. For more details, please contact your Manitou agent. This is not a contractually binding document. The presentation of the products is not contractually binding. List of specifications non-exhaustive. The logos as well as the visual identity of the company are owned by Manitou and cannot be used without authorisation. All rights reserved. The photos and diagrams contained in this brochure are only provided for consultation and information purposes.

MANITOU BF SA - Limited company with board of directors - Share capital: 39,668,399 euros - 857 802 508 RCS Nantes