

Technical sheet :

# MIXED BALE CLAMP




## Customer benefits

- Versatile: 2 in 1 attachment.
- Handles rectangular and round bales as well as wrapped bales.
- Easy to use: from one attachment to another in less than 3 minutes.
- Handles up to 2 bales.
- Innovative: easy hitching system (no tools, no dismantling).







## Technical characteristics

- 2 x 3 teeth.
- Switch from a synchronized to an unsynchronized closure.
- Very good lifting capacity up to 800 kg / 1764 lb.
- Handles round wrapped bales: Ø from 1 m / 3 ft to 1,60 m / 5 ft.
- Handles round bales with Ø from 0,9 m / 3 ft to 1,80 m / 6 ft.
- Handles 2 rectangular bales: 1,2 m / 4 ft high each.

[The 3D picture at the top of this page is the reference MBC 2x3 - 790506].

| Capacities            |     | MBC 2x3   |
|-----------------------|-----|---|
| Capacity (kg)         |     | 800   |
| Weight                |     |   |
| Overall weight (kg)   |     | 290   |
| Weight and dimensions |     |   |
| Overall height (mm)   | h17 | 1084  |
| Overall length (mm)   | l1  | 1454  |
| Forks spread (mm)     | b5  | 375   |
| Width (mm)            |     | 1196  |
| Working Parameters    |     |   |
| Machine Equipment     |     |  |
| Teeth / Fingers       |     | 2 / 3   |
| Opening minimum (mm)  |     | 420   |
| Maximum opening (mm)  |     | 1570  |

| Machines compatibility          |  | MBC 2x3 |
|---------------------------------|--|---------|
| Reference number                |  | 790506  |
| ALT950                          |  | X       |
| MLA-T 533-145 V+ - ST5          |  | X       |
| MLT 625-75 H                    |  | X       |
| MLT 630-115                     |  | X       |
| MLT 630-115 V                   |  | X       |
| MLT 630-115 V CP                |  | X       |
| MLT 635-130 PS+                 |  | X       |
| MLT 635-140 V+                  |  | X       |
| MLT 730-115 V                   |  | X       |
| MLT 730-115 V CP                |  | X       |
| MLT 733-115 LSU                 |  | X       |
| MLT 737-130 PS+                 |  | X       |
| MLT 741-130 PS+                 |  | X       |
| MLT 741-140 V+                  |  | X       |
| MLT 841-145 PS+                 |  | X       |
| MLT 940-140 V+                  |  | X       |
| MLT 961-160 V+ L                |  | X       |
| MLT 1041-145 PS+L               |  | X       |
| MLFX 625-75 H                   |  | X       |
| MLFX 732                        |  | X       |
| MLFX 735 T LSU                  |  | X       |
| MLFX 737-130 PS+                |  | X       |
| MLFX 741 T LSU                  |  | X       |
| MLFX 841 - 145 PS+              |  | X       |
| MLFX 961-160 V+ L               |  | X       |
| MLFX 1041-145 PS+L              |  | X       |
| MLT 630-105 ST4 <b>OLD</b>      |  | X       |
| MLT 630-105 V CP ST4 <b>OLD</b> |  | X       |
| MLT 630-105 V ST4 <b>OLD</b>    |  | X       |
| MLT 635-130 PS+ ST4 <b>OLD</b>  |  | X       |
| MLT 635-140 V+ ST4 <b>OLD</b>   |  | X       |
| MLT 730-115 V CP ST4 <b>OLD</b> |  | X       |
| MLT 730-115 V ST4 <b>OLD</b>    |  | X       |
| MLT 733-115 <b>OLD</b>          |  | X       |
| MLT 733-115 LSU ST4 <b>OLD</b>  |  | X       |
| MLT 733-115 ST4 <b>OLD</b>      |  | X       |
| MLT 737-130 PS+ ST4 <b>OLD</b>  |  | X       |
| MLT 741-140 V+ ST4 <b>OLD</b>   |  | X       |
| MLT 840-145 PS+ <b>OLD</b>      |  | X       |
| MLT 845-100 H <b>OLD</b>        |  | X       |
| MLT 845-120 <b>OLD</b>          |  | X       |
| MLT 940-140 V+ ST4 <b>OLD</b>   |  | X       |
| MLT 961-145 V+ L <b>OLD</b>     |  | X       |
| MLT 1040-145 PS+ L <b>OLD</b>   |  | X       |
| MLFX 737-130 PS+ <b>OLD</b>     |  | X       |
| MLFX 741-140 V+ S1 <b>OLD</b>   |  | X       |
| MLFX 840-140 PS+ <b>OLD</b>     |  | X       |
| MLFX 845-120 <b>OLD</b>         |  | X       |
| MLFX 845-120 H <b>OLD</b>       |  | X       |
| MLFX 961-145 V+ L <b>OLD</b>    |  | X       |
| MLFX 1040-140 PS+ L <b>OLD</b>  |  | X       |

| TABLE SYMBOL  |                            |   |                         |   |   |
|---|----------------------------|---|-------------------------|---|---|
|  | No predisposition required |  | Hydraulic line          |  | Return piping to hydraulic oil tank           |
|  | Electric predisposition    |  | Platform predisposition |  | Tyre handler, cylinder handler predisposition |



**Head Office**

B.P. 249 - 430 rue de l'Aubinière

44150 Ancenis Cedex - France

Tel: +33 (0)2 40 09 10 11 - Fax: +33 (0)2 40 09 10 97

[www.manitou.com](http://www.manitou.com)



This publication provides a description of the configuration versions and options for Manitou products, which may differ for equipment. The equipment presented in this brochure may be part of a series, as an option, or it may not be available, depending on the versions. Manitou reserves the right, at any time and without notice, to amend the specifications described and represented. The specifications provided do not bind the manufacturer. For more details, please contact your Manitou agent. This is not a contractually binding document. The presentation of the products is not contractually binding. List of specifications non-exhaustive. The logos as well as the visual identity of the company are owned by Manitou and cannot be used without authorisation. All rights reserved. The photos and diagrams contained in this brochure are only provided for consultation and information purposes.

MANITOU BF SA - Limited company with board of directors - Share capital: 39,668,399 euros - 857 802 508 RCS Nantes