

Technical sheet :

# CRANE SKIP




## Technical characteristics

- Fork locking system.
- 3 way forks entry (fork sleeves 170 x 75 mm / 7 x 3 in).
- Hydraulic opening available on the 600 H version.
- Protected hydraulic components.
- Discharged width: 540 mm / 21 in.
- GL 600 H for MRT: equipped with a counterbalance valve.







## Customer benefits

- Versatile: hitch on forks or suspended.
- Attachment's center of gravity designed for a great stability.
- Optimized shape for efficient distribution.
- Reviewed design maximizing operator safety & component protection.
- Optional: hydraulic opening ("H") for an accurate and controlled distribution.

Technical characteristics		GL 400	GL 600	GL 600 H
Distance to center of gravity (mm)		391	465	443
Capacities				
Capacity (kg)		960	1440	1440
Heaped capacity (l)		400	600	600
Weight				
Overall weight (kg)		185	227	245
Weight and dimensions				
Overall height (mm)	h17	1177	1197	1197
Overall length (mm)	l1	856	995	995
Width (mm)		1139	1361	1326
Working Parameters				
Required machine equipment		✕	✕	
Opening type		Manual	Manual	Hydraulic
Flexible tube		No	No	No

Machines compatibility		GL 400	GL 600	GL 600 H
Reference number		52000527	52000528	52000529
MT 625 e		X	X	X
MT 625 H		X	X	X
MT 625 H Comfort		X	X	X
MT 625 HA		X	X	X
MT 730 H		-	X	X
MT 735 75D ST5		-	X	X
MT 930 H		-	X	X
MT 930 HA		-	X	X
MT 935 75D ST5		-	X	X
MT 1135 75 D		-	X	X
MT 1135 H 100D		-	X	X
MT 1335 75D ST5		-	X	X
MT 1335 100D ST5		-	X	X
MT 1335 H 75D ST5		-	X	X
MT 1335 H 100D ST5		-	X	X
MT 1335 HA 75D ST5		-	X	X
MT 1335 HA 100D ST5		-	X	X
MT 1440		X	X	X
MT 1440 e		-	X	X
MT 1840		X	X	X
MT 1840 e		-	X	X
MT-X 735		-	X	X
MT-X 1135		-	X	X
MT-X 1440		X	X	X
MT-X 1840		X	X	X
MXT 840 P		X	-	X
MXT 1740 P		X	-	X
MT 733 Easy <span>OLD</span>		X	X	X
MT 933 Easy <span>OLD</span>		-	X	X
MT 1033 easy <span>OLD</span>		X	X	X
MT 1135 ST5 <span>OLD</span>		-	X	X
MT 1335 ST5 <span>OLD</span>		-	X	X
MT 1440 A ST4 <span>OLD</span>		X	X	X
MT 1440 HA ST4 <span>OLD</span>		X	X	X
MT 1840 A STG4 <span>OLD</span>		X	X	X
MT 1840 HA ST4 <span>OLD</span>		X	X	X
MT-X 1440 A <span>OLD</span>		X	X	X
MT-X 1840 A <span>OLD</span>		X	X	X
Reference number E-RECO		-	52000528	52553617
MRT 1645 75		-	-	X
MRT 1645 115		-	-	X
MRT 1845 75		-	-	X
MRT 1845 115		-	-	X
MRT 2145 115		-	-	X
MRT 2260		-	X	X
MRT 2260 e		-	X	X
MRT 2545 115		-	-	X
MRT 2570		-	X	X
MRT 2660		-	X	X
MRT 2660 e		-	X	X
MRT 3060		-	X	X
MRT 3570		-	X	X
MRT 3570 ES		-	X	X
MRT-X 1645		-	-	X
MRT-X 1845		-	-	X
MRT-X 2145		-	-	X
MRT-X 2260		-	X	X
MRT-X 2545		-	-	X
MRT-X 2570		-	X	X
MRT-X 2660		-	X	X
MRT-X 3060		-	X	X
MRT-X 3570		-	X	X

Machines compatibility	GL 400	GL 600	GL 600 H
MRTX 3570 ES	-	X	X
MRT 1640 Easy T4 S2 360° <b>OLD</b>	-	-	X
MRT 1640 Easy T4 S2 400° <b>OLD</b>	-	-	X
MRT 1840 Easy T4 S2 360° <b>OLD</b>	-	-	X
MRT 1840 Easy T4 S2 400° <b>OLD</b>	-	-	X
MRT 2145 Easy T4 S2 360° <b>OLD</b>	-	-	X
MRT 2145 Easy T4 S2 400° <b>OLD</b>	-	-	X
MRT 2150 Privilege Plus <b>OLD</b>	-	-	X
MRT 2470 Privilege Plus <b>OLD</b>	-	-	X
MRT 2545 Easy T4 S2 360° <b>OLD</b>	-	-	X
MRT 2545 Easy T4 S2 400° <b>OLD</b>	-	-	X
MRT 2550 Privilege Plus <b>OLD</b>	-	-	X
MRT 3050 Privilege Plus <b>OLD</b>	-	-	X
MRTX 1840 Easy 360° <b>OLD</b>	-	-	X
MRTX 1840 Easy 400° <b>OLD</b>	-	-	X
MRTX 2145 Easy 360° <b>OLD</b>	-	-	X
MRTX 2145 Easy 400° <b>OLD</b>	-	-	X
MRTX 2150 Privilege Plus <b>OLD</b>	-	-	X
MRTX 2470 Privilege Plus <b>OLD</b>	-	-	X
MRTX 2545 Easy 360° <b>OLD</b>	-	-	X
MRTX 2545 Easy 400° <b>OLD</b>	-	-	X
MRTX 2550 Privilege Plus <b>OLD</b>	-	-	X
MRTX 3050 Privilege Plus <b>OLD</b>	-	-	X

TABLE SYMBOL					
	No predisposition required		Hydraulic line		Return piping to hydraulic oil tank
	Electric predisposition		Platform predisposition		Tyre handler, cylinder handler predisposition



**Head Office**

B.P. 249 - 430 rue de l'Aubinière  
44150 Ancenis Cedex - France

Tel: +33 (0)2 40 09 10 11 - Fax: +33 (0)2 40 09 10 97

[www.manitou.com](http://www.manitou.com)



This publication provides a description of the configuration versions and options for Manitou products, which may differ for equipment. The equipment presented in this brochure may be part of a series, as an option, or it may not be available, depending on the versions. Manitou reserves the right, at any time and without notice, to amend the specifications described and represented. The specifications provided do not bind the manufacturer. For more details, please contact your Manitou agent. This is not a contractually binding document. The presentation of the products is not contractually binding. List of specifications non-exhaustive. The logos as well as the visual identity of the company are owned by Manitou and cannot be used without authorisation. All rights reserved. The photos and diagrams contained in this brochure are only provided for consultation and information purposes.

MANITOU BF SA - Limited company with board of directors - Share capital: 39,668,399 euros - 857 802 508 RCS Nantes