

Technical sheet :

# HIGH CAPACITY SILAGE & MANURE GRAB





## Technical characteristics

- Large capacity 2000 L / 71 ft<sup>3</sup>.
- Grapple rotation stops ensure long life for hydraulic cylinders.
- Bolt-on teeth and tines for easy maintenance.
- High quality wear resistant and high yield steels used extensively.
- Teeth: Ø 45 mm / 2 in, 939 mm / 37 in.
- Tines: Ø 45 mm / 2 in, 1100 mm / 43 in.
- For silage and light straw manure. Max 700 kg/m<sup>3</sup> / 44 lb/ft<sup>3</sup>.







[The 3D picture at the top of this page is the reference FMG 2450 / 2000 - 790534].

## Customer benefits

- Massive and efficient attachment.
- Excellent visibility thanks to innovative design.
- The best solution for manure handling.
- Improved design allows working flush with walls.
- Versatile attachment that enables occasional square bale handling.

Capacities		FMG 2100 / 1800 ONLY UK IRL		FMG 2450 / 2000	
Capacity (kg)		1260		1400	
Heaped capacity (l)		1800		2000	
Weight					
Overall weight (kg)		510		686	
Weight and dimensions					
Overall length (mm)	l1	1352		1381	
Forks length (mm)	l	990		990	
Width (mm)		2100		2435	
Closed grapple height (mm)	h33	1223		1201	
Working Parameters					
Required machine equipment					
Teeth / Fingers		4 / 10		5 / 12	
Minimum forks spread (mm)	b5	221		210	
Maximum forks spread (mm)	b5	637		554	

Machines compatibility		FMG 2100 / 1800 ONLY UK IRL		FMG 2450 / 2000	
Reference number		52000082		790534	
MLT 635-130 PS+ (S2)		-		X	
MLT 635-140 V+ (S2)		-		X	
MLT 733-115 (S2)		-		X	
MLT 738-130 PS+ (S1)		-		X	
MLT 742-130 PS+ (S1)		-		X	
MLT 742-140 V+ (S1)		-		X	
MLT 841-145 PS+		-		X	
MLT 850-145 V+		-		X	
MLT 940-140 V+ (S2)		-		X	
MLT 961-160 V+ L		-		X	
MLT 1041-145 PS+L		-		X	
MLFX 732		-		X	
MLFX 735 T LSU		-		X	
MLFX 738-130 PS+ (S1)		-		X	
MLFX 741 T LSU		-		X	
MLFX 841 - 145 PS+		-		X	
MLFX 850-145 V+		-		X	
MLFX 961-160 V+ L		-		X	
MLFX 1041-145 PS+L		-		X	
MLT 630-105 ST4 <b>OLD</b>		X		-	
MLT 630-105 V CP ST4 <b>OLD</b>		X		-	
MLT 630-105 V ST4 <b>OLD</b>		X		-	
MLT 630-115 (S1) <b>OLD</b>		X		-	
MLT 630-115 V (S1) <b>OLD</b>		X		-	
MLT 630-115 V CP (S1) <b>OLD</b>		X		-	
MLT 635-130 PS+ ST4 <b>OLD</b>		-		X	
MLT 635-130 PS+ (S1) <b>OLD</b>		-		X	
MLT 635-140 V+ (S1) <b>OLD</b>		-		X	
MLT 635-140 V+ ST4 <b>OLD</b>		-		X	
MLT 733-115 <b>OLD</b>		-		X	
MLT 733-115 LSU (S1) <b>OLD</b>		-		X	
MLT 733-115 LSU ST4 <b>OLD</b>		-		X	
MLT 733-115 ST4 <b>OLD</b>		-		X	
MLT 737-130 PS+ (S1) <b>OLD</b>		-		X	
MLT 737-130 PS+ ST4 <b>OLD</b>		-		X	
MLT 741-130 PS+ (S1) <b>OLD</b>		-		X	
MLT 741-140 V+ (S1) <b>OLD</b>		-		X	
MLT 741-140 V+ ST4 <b>OLD</b>		-		X	
MLT 840-145 PS+ <b>OLD</b>		-		X	
MLT 940-140 V+ (S1) <b>OLD</b>		-		X	
MLT 940-140 V+ ST4 <b>OLD</b>		-		X	
MLT 961-145 V+ L <b>OLD</b>		-		X	
MLT 1040-145 PS+ L <b>OLD</b>		-		X	
MLFX 737-130 PS+ <b>OLD</b>		-		X	
MLFX 737-130 PS+ (S2) <b>OLD</b>		-		X	
MLFX 741-140 V+ S1 <b>OLD</b>		-		X	
MLFX 840-140 PS+ <b>OLD</b>		-		X	
MLFX 961-145 V+ L <b>OLD</b>		-		X	
MLFX 1040-140 PS+ L <b>OLD</b>		-		X	

TABLE SYMBOL					
	No predisposition required		Hydraulic line		Return piping to hydraulic oil tank
	Electric predisposition		Platform predisposition		Tyre handler, cylinder handler predisposition

# High Capacity Silage & Manure Grab - Dimensional drawing





**Head Office**

B.P. 249 - 430 rue de l'Aubinière

44150 Ancenis Cedex - France

Tel: +33 (0)2 40 09 10 11 - Fax: +33 (0)2 40 09 10 97

[www.manitou.com](http://www.manitou.com)



This publication provides a description of the configuration versions and options for Manitou products, which may differ for equipment. The equipment presented in this brochure may be part of a series, as an option, or it may not be available, depending on the versions. Manitou reserves the right, at any time and without notice, to amend the specifications described and represented. The specifications provided do not bind the manufacturer. For more details, please contact your Manitou agent. This is not a contractually binding document. The presentation of the products is not contractually binding. List of specifications non-exhaustive. The logos as well as the visual identity of the company are owned by Manitou and cannot be used without authorisation. All rights reserved. The photos and diagrams contained in this brochure are only provided for consultation and information purposes.

MANITOU BF SA - Limited company with board of directors - Share capital: 39,668,399 euros - 857 802 508 RCS Nantes