

Technical sheet :

# PICKUP SWEEPER






## Customer benefits






- High output attachment for the most demanding applications.
- Sweep and pick-up in one operation.
- Up to 2500 m<sup>2</sup> / 26910 ft<sup>2</sup> cleaned in 10 minutes.
- High quality sweeping on uneven ground.
- Interchangeable side brush (right or left) for a perfect sweeping along wall and sidewalks.

## Technical characteristics

- Floating frame which avoids any squashing the attachment when driving on the bumpy road.
- ø 230 mm / 9 in side brush in polyester and galvanized steel.
- Synchronisation valve: sweep and control the dirt tank with 1 single hydraulic function.
- Pressure limiter for powerful machine.
- Brush ø 600 mm / 24 in.
- 4x ø 200 mm / 8 in heavy duty wheels.
- Recommended option: continuous hydraulic flow.

Technical characteristics		BRB 1600	BRB 2200	BRB 2500
Distance to center of gravity (mm)		1050	1050	1050
Weight				
Overall weight (kg)		775	925	1000
Weight and dimensions				
Overall height (mm)	h17	1068	1068	1068
Overall length (mm)	l1	2370	2370	2370
Width (mm)		2000	2600	2900
Working Parameters				
Required machine equipment				

Machines compatibility	BRB 1600	BRB 2200	BRB 2500
Reference number	790313	790315	790316
MLT 625-75 H	X	-	-
MLT 625 e	X	-	-
MLT 635-130 PS+ (S2)	-	X	-
MLT 635-140 V+ (S2)	-	X	-
MLT 738-130 PS+ (S1)	-	X	-
MLT 742-130 PS+ (S1)	-	X	-
MLT 742-140 V+ (S1)	-	X	-
MLT 841-145 PS+	-	X	-
MLT 850-145 V+	-	X	-
MLT 940-140 V+ (S2)	-	X	-
MLT 961-160 V+ L	-	X	X
MLT 1041-145 PS+L	-	X	-
MLT-X 625-75 H	X	-	-
MLT-X 735 T LSU	-	X	-
MLT-X 738-130 PS+ (S1)	-	X	-
MLT-X 741 T LSU	-	X	-
MLT-X 841 - 145 PS+	-	X	-
MLT-X 850-145 V+	-	X	-
MLT-X 961-160 V+ L	-	X	X
MLT-X 1041-145 PS+L	-	X	-
MT 625 e	X	-	-
MT 625 H	X	-	-
MT 625 H Comfort	X	-	-
MT 625 HA	X	-	-
MLT 635-130 PS+ ST4 <b>OLD</b>	-	X	-
MLT 635-130 PS+ (S1) <b>OLD</b>	-	X	-
MLT 635-140 V+ (S1) <b>OLD</b>	-	X	-
MLT 635-140 V+ ST4 <b>OLD</b>	-	X	-
MLT 737-130 PS+ ST4 <b>OLD</b>	-	X	-
MLT 741-140 V+ ST4 <b>OLD</b>	-	X	-
MLT 840-145 PS+ <b>OLD</b>	-	X	-
MLT 940-140 V+ ST4 <b>OLD</b>	-	X	-
MLT 961-145 V+ L <b>OLD</b>	-	X	X
MLT-X 737-130 PS+ <b>OLD</b>	-	X	-
MLT-X 741-140 V+ S1 <b>OLD</b>	-	X	-
MLT-X 840-140 PS+ <b>OLD</b>	-	X	-
MLT-X 961-145 V+ L <b>OLD</b>	-	X	X

TABLE SYMBOL					
	No predisposition required		Hydraulic line		Return piping to hydraulic oil tank
	Electric predisposition		Platform predisposition		Tyre handler, cylinder handler predisposition



**Head Office**

B.P. 249 - 430 rue de l'Aubinière

44150 Ancenis Cedex - France

Tel: +33 (0)2 40 09 10 11 - Fax: +33 (0)2 40 09 10 97

[www.manitou.com](http://www.manitou.com)



This publication provides a description of the configuration versions and options for Manitou products, which may differ for equipment. The equipment presented in this brochure may be part of a series, as an option, or it may not be available, depending on the versions. Manitou reserves the right, at any time and without notice, to amend the specifications described and represented. The specifications provided do not bind the manufacturer. For more details, please contact your Manitou agent. This is not a contractually binding document. The presentation of the products is not contractually binding. List of specifications non-exhaustive. The logos as well as the visual identity of the company are owned by Manitou and cannot be used without authorisation. All rights reserved. The photos and diagrams contained in this brochure are only provided for consultation and information purposes.

MANITOU BF SA - Limited company with board of directors - Share capital: 39,668,399 euros - 857 802 508 RCS Nantes