


Technical sheet :

FIXED SLEWING ROOFER PLATFORM





Customer benefits







- Cutting edge platforms designed for roof work.
- Secured platform.
- Non-slip metal flooring.
- Heavy duty and galvanised structure for an improved longevity.
- Platform 2,3x1.2: possibility to load a Euro pallet.

Technical characteristics

- Total capacity 1000 kg / 2205 lb, of which 400 kg / 882 lb can be applied of the overhanging part.
- Slewing platform +/- 90° on both sides.
- Legally approved for 3 persons.
- Presence sensors forbidding any movement after door opening.
- Overload sensor.
- Physical sensors allowing door opening only if roof contact.

| Technical characteristics | | NC 2.3 x 1.2 | PSR 2300 / 1000F 3P |
|------------------------------------|-----|-----------------------------------------------------------------------------------|-------------------------------------------------------------------------------------|
| Capacity including people (kg) | | 1000 | 1000 |
| Number of people | | 3 | 3 |
| Distance to center of gravity (mm) | | 1300 | 1300 |
| Weight | | | |
| Overall weight (kg) | | 945 | 945 |
| Weight and dimensions | | | |
| Overall height (mm) | h17 | 1307 | 1307 |
| Overall length (mm) | l1 | 2430 | 2430 |
| Width (mm) | | 2404 | 2404 |
| Depth (mm) | p5 | 1120 | 1120 |
| Working Parameters | | | |
| Required machine equipment | |  |  |
| Rotation 1 (°) | | 90 | 90 |
| Rotation 2 (°) | | 90 | 90 |

| Machines compatibility | NC 2.3 x 1.2 | PSR 2300 / 1000F 3P |
|--------------------------------------|--------------|---------------------|
| Reference number E-RECO | 923923 | 52719261 |
| MRT 1645 75 | - | X |
| MRT 1645 115 | - | X |
| MRT 1845 75 | - | X |
| MRT 1845 115 | - | X |
| MRT 2145 115 | - | X |
| MRT 2260 | - | X |
| MRT 2260 e | - | X |
| MRT 2545 115 | - | X |
| MRT 2570 | - | X |
| MRT 2660 | - | X |
| MRT 2660 e | - | X |
| MRT 3060 | - | X |
| MRT 3570 | - | X |
| MRT 3570 ES | - | X |
| MRT-X 1645 | - | X |
| MRT-X 1845 | - | X |
| MRT-X 2145 | - | X |
| MRT-X 2260 | - | X |
| MRT-X 2545 | - | X |
| MRT-X 2570 | - | X |
| MRT-X 2660 | - | X |
| MRT-X 3060 | - | X |
| MRT-X 3570 | - | X |
| MRT-X 3570 ES | - | X |
| MRT 1640 Easy T4 S2 360° OLD | X | - |
| MRT 1840 Easy T4 S2 360° OLD | X | - |
| MRT 1840 Easy T4 S2 400° OLD | X | - |
| MRT 2145 Easy 3B S2 360° OLD | X | - |
| MRT 2145 Easy T4 S2 360° OLD | X | - |
| MRT 2145 Easy T4 S2 400° OLD | X | - |
| MRT 2150 Privilege Plus OLD | X | - |
| MRT 2470 Privilege Plus OLD | X | - |
| MRT 2545 Easy T4 S2 360° OLD | X | - |
| MRT 2550 Privilege Plus OLD | X | - |
| MRT 3050 Privilege Plus OLD | X | - |
| MRT-X 2150 Privilege Plus OLD | X | - |
| MRT-X 2470 Privilege Plus OLD | X | - |
| MRT-X 2550 Privilege Plus OLD | X | - |
| MRT-X 3050 Privilege Plus OLD | X | - |

| TABLE SYMBOL | | | | | |
|-------------------------------------------------------------------------------------|----------------------------|-------------------------------------------------------------------------------------|-------------------------|---------------------------------------------------------------------------------------|-----------------------------------------------|
|  | No predisposition required |  | Hydraulic line |  | Return piping to hydraulic oil tank |
|  | Electric predisposition |  | Platform predisposition |  | Tyre handler, cylinder handler predisposition |



Head Office

B.P. 249 - 430 rue de l'Aubinière
44150 Ancenis Cedex - France

Tel: +33 (0)2 40 09 10 11 - Fax: +33 (0)2 40 09 10 97

www.manitou.com



This publication provides a description of the configuration versions and options for Manitou products, which may differ for equipment. The equipment presented in this brochure may be part of a series, as an option, or it may not be available, depending on the versions. Manitou reserves the right, at any time and without notice, to amend the specifications described and represented. The specifications provided do not bind the manufacturer. For more details, please contact your Manitou agent. This is not a contractually binding document. The presentation of the products is not contractually binding. List of specifications non-exhaustive. The logos as well as the visual identity of the company are owned by Manitou and cannot be used without authorisation. All rights reserved. The photos and diagrams contained in this brochure are only provided for consultation and information purposes.

MANITOU BF SA - Limited company with board of directors - Share capital: 39,668,399 euros - 857 802 508 RCS Nantes